


...THAT LONG-DISTANCE CRYSTAL SET

RADIO AGE

January-February, 1923

The Magazine of the Hour

Price 25 cents



FRIEDRICH '23

OFFICIAL NEWS MEDIUM FOR NATIONAL BROADCASTERS' LEAGUE

RADIO AGE INSTITUTE

To insure 100% value to readers of advertisements, as well as 100% value to the advertisers themselves, radio equipment is now being tested and indorsed by the

RADIO AGE INSTITUTE
64 WEST RANDOLPH STREET
CHICAGO, ILLINOIS

No charge is made for testing and approval, and all merchandise will be returned as soon as possible, transportation expenses to be paid by the manufacturer. Lists of makers of approved radio goods will be published from time to time.

SERVICE DEPARTMENT FOR READERS

Please remember that Radio Age has one of the best radio instructors in the United States, who is ready to answer any technical question. This costs you nothing.

RADIO AGE

The Magazine of the Hour

Volume 2 JANUARY-FEBRUARY, 1923 Number 1

CONTENTS

	Page
How to Make a Sharp Tuning Crystal Detector..... By FRANK D. PEARNE	3
Fees for Composers—None for Broadcasters..... By FREDERICK SMITH	5
Gen. Squier Sees a New Era.....	6
Harbord's Views on Broadcasting.....	7
Description of Fixed Condensers Used with Simple Homemade Radio Receiving Sets.....	9
Description of a Loading Coil Used with Simple Radio Receiving Sets.....	12
Here's That Lawsuit Against Grebe.....	14
"Hooverising Radio"—Legislation Urgently Needed.....	15
With the Radio Trade.....	16
Thought Waves from the Editorial Tower.....	17
National Broadcasters' League.....	19
Pick-Up Records by our Readers.....	21
Questions and Answers.....	22
Interference Causes Lawsuit.....	23
Corrected List of U. S. Stations.....	26-27
500,000 "Attend" Radio Wedding.....	32

RADIO AGE is published monthly by
RADIO AGE, INC.

Publication office, Mount Morris, Ill.
Editorial and Advertising Offices, Garrick Building, 64 W.
Randolph St., Chicago.

FREDERICK SMITH, *Editor*
FRANK D. PEARNE, *Technical Editor*
M. B. SMITH, *Business Manager*

Mid-West Advertising Representatives:
YOUNG & WARD

308 North Michigan Avenue, Chicago, Ill.

Eastern Representative:
GEO. W. STEARNS
Flatiron Building, New York City, N. Y.

Advertising Forms Close on 19th of the Month
Preceding Date of Issue.

Issued monthly. Vol. 2, No. 1 Subscription price \$2.50 a year.
Entered as second-class matter September 15, 1922, at the post office at Mount
Morris, Illinois, under the Act of March 3, 1879.

Copyright, 1923, by RADIO AGE, Inc.

In Which Vol. 2 Proposes Your Health

WITH this issue RADIO AGE enters upon its second year and volume and we take this occasion to say an appreciative word to those who have been going along with us through the various interesting stages of development in the wireless field.

We started modestly, but with an abiding faith in the possibility of making a middle-western radio publication that would be sufficiently interesting and helpful to find a field for itself. Long before the end of our first year readers had been registering from every state in the union, not to mention subscribers in such far-away places as Germany, Brazil, Holland and Hawaii.

It is an old axiom in the newspaper editorial office that a good story is a good story the world over. The same holds true of a good publication. If it meets with favor among the fans in the Mississippi Valley it will find friends anywhere on the radio map where English is read.

We have tried not only to present valuable and up-to-date technical information, written by authorities, but we have sought to reflect in our pages a broad vision of radio in its present social and economic aspects and in its tremendous possibilities.

Here are our thanks to the reader-family and our most cordial wishes for the new year

—THE EDITOR.

New Radio Books

COVERING Details on how to operate a set, how to build a set, principles of vacuum tubes, radio hook-ups etc. Standard and up-to-date Radio books; practical books for the practical man. Each written by an authority and in a manner that makes them easily understood.

Ideas for the Radio Experimenter's Laboratory, by M. B. Sleeper.....	\$0.75
Radio Hook-Ups by M. B. Sleeper.....	.75
Radio Design Data by M. B. Sleeper.....	.75
Construction of New Type Trans-Atlantic Receiving Set by M. B. Sleeper.....	.75
Construction of Radiophone and Telegraph Receivers for Beginners by M. B. Sleeper.....	.75
How to Make Commercial Type Radio Apparatus by M. B. Sleeper.....	.75
Wireless Telegraphy and Telephony Simply Explained by A. P. Morgan.....	1.50
Experimental Wireless Stations by P. E. Edelman	3.00
A B C of Vacuum Tubes Used in Radio Reception by E. H. Lewis.....	1.00

Any of these books will be sent prepaid to any part of the world on receipt of price. Remit by Draft, Postal Order, Express Order or Registered Letter.

For Sale by

Radio Age, Inc.

64 West Randolph Street

Chicago, Ill.

RADIO AGE

"The Magazine of the Hour"

M. B. SMITH
PUBLISHER

PUBLISHED MONTHLY GARRICK BLDG CHGO.

FREDERICK SMITH
EDITOR

How to Make a Sharp Tuning Crystal Detector

(Here it is—the long distance crystal set)

By F. D. PEARNE

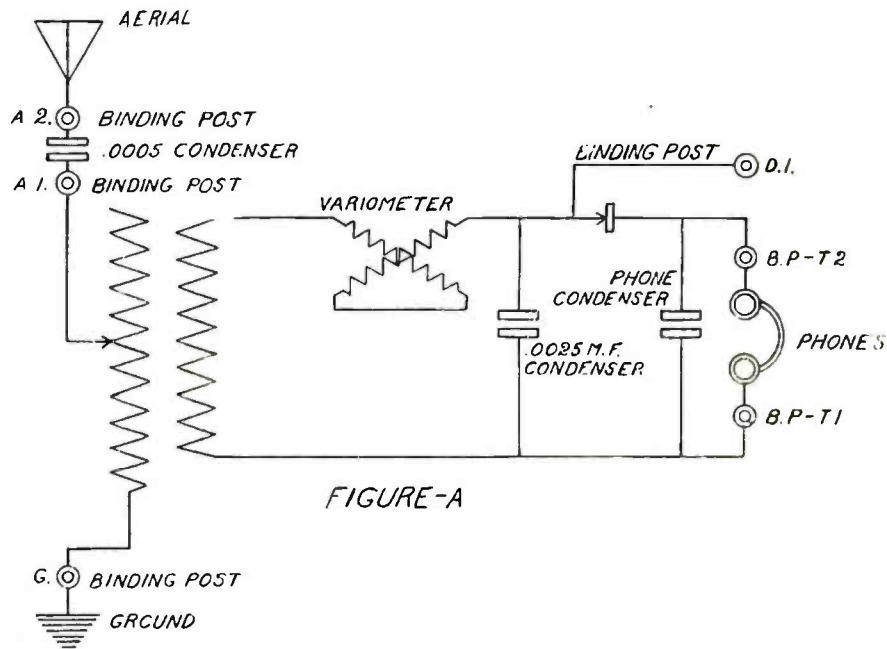
SINCE the atmospheric conditions have cleared up to such an extent that carefully designed crystal sets are getting distances never before dreamed of, the lowly little crystal is again beginning to attract attention. Everybody wants to know about that long distance crystal set, and in this article we are going to show how this set is made and why it is called the long distance crystal set. Some fans seem to think that the crystal set is not as sensitive as the audion bulb, which may be true to a certain

extent, but is this due so much to the inefficiency of the crystal as it is to the tuning arrangements usually used in connection with them?

It is very seldom that one sees the finer type of tuning apparatus associated with the crystal. The Germans experience no difficulty in covering long distances with a crystal, but they use the same carefully made tuners in those sets as they do with the audion type, so why not give the crystal a chance, or at least an even break with the audion, before it is given

up and thrown on the scrap heap?

It is usually taken for granted that any old type of a tuner is all right for a crystal and as a rule the crystal set is furnished with a single circuit inductance which, it is true, is capable of bringing in the 360 meter stations fairly well, but it will also respond to a wide range of wave lengths and as a result, any stations having waves from 200 to 600 will come in on the 360 meter wave adjustment, nearly as strong as the 360 meter station, which makes it practically impossible to hear any



selection entirely through without frequent and noisy interruptions.

And another thing which makes confusion particularly bad is the fact that often several stations broadcast at the same time, on waves of the same length. A single circuit set is incapable of selecting any one of these waves by itself, which must be done if clear reception is to be expected.

Figure "A" shows a crystal detector receiving set, so designed that sharp tuning is easily obtained. The parts are easy to construct and yet are rugged and durable. A series condenser of .0005 M. F. capacity is provided, to permit two wave length ranges, and an extra binding post for the addition of an audion detector is also added. A vario-coupler is used for taking advantage of the sharp tuning characteristics of a loose coupled circuit, and a variometer and fixed shunt condenser allow close regulation on the secondary.

The variometer is used in place of the variable condenser in order to employ a minimum of capacity and a maximum of inductance at all times. This gives a higher voltage on the detector. The circuit as shown can be either mounted on a table, or enclosed in a cabinet as desired.

No attempt has been made to load the circuit for 1450 meters, because the dead end effect would defeat the efficient design for short wave work. If it is desired to receive waves of this length, a special vario-coupler may be supplied with a double pole, double throw switch, by means of which it may be thrown in or out of the circuit. While the construction of the crystal receiver shown is not difficult, it is intended more for those radio fans who have already experimented with single circuit sets and are anxious to obtain something which will really give continuous satisfaction and enjoyment. It is not essential that the parts used be of the highest quality which can be purchased, but if such high grade material is used, the certain result will be a more efficient, more durable, and a better looking set.

For ordinary 360 meter work, the aerial is connected to the binding post marked "A" 1, and the ground to the post marked "A-2," which will include the condenser in the aerial circuit. An audion detector may also be used with this set by connecting the audion input to the upper and

lower binding posts marked "D-1" and "T-1" as shown on the drawing. An extra variometer might then be added to make the set regenerative. This of course should be placed in the plate circuit. To adjust the set, the coupling should be set at maximum, that is, the windings of the rotor of the vario-coupler should be in a horizontal position. The crystal should then be adjusted and the variometer turned until the signals are heard, then the coupling is gradually reduced, that is, the rotor should be turned at a slight angle and then the variometer is again adjusted until the signals come in. This process of changing the coupling should be carried on until the tuning becomes very sharp and the interference from other stations is entirely eliminated.

The phone condenser shown in the drawing is an ordinary fixed condenser, such as is usually sold for this purpose. It should have a capacity of .00025 M. F. The detector may be any of the standard crystals, but should be carefully tested to make sure that it is the best that can be had for the purpose. The binding posts are conveniently arranged in the proper parts of the circuit to make the addition of any of the ordinary audion circuits a comparatively easy matter.

It will be plainly seen by looking over this circuit that there is no special reason for calling it a long distance crystal set, other than the fact that the apparatus used simply makes it possible to get much finer tuning, which is really the cause of the increased range. The signals reach the crystals in most cases, but are not audible to the ear for the reason that the tuning mechanism in most cases is not sufficiently sensitive to make the signals audible.

The circuit described in this article admits of such close tuning that it is possible to pick up stations which can not be found on the ordinary crystal set. To get the best results, the aerial should be made of one single wire 150 feet in length, and as high as possible. This should be placed in a position which is as free from obstructions as possible. The ground should also be of the best, and if these conditions are followed out to the letter, the user will be surprised at the results which can be obtained with a set of this kind.

Halt Radio Tax

The proposed Chicago radio ordinance, which has been under consideration since last summer, struck another static screen and was put over for further consideration early in January.

The ordinance, drawn by the department of gas and electricity, was designed to protect radio fans and the public generally from hazard to life and property by improperly constructed outside aerials, and provides a fee for inspection, which the radio user must pay. This fee ranges from \$1.50 to \$3 per set.

At a public hearing of the council committee protests against the ordinance were plenty, the support coming only from the representatives of the department of gas and electricity. Chairman Adamowski gave everyone who wished an opportunity to talk and protests were voiced by Secretary John P. Tansey of the Radio Club of Illinois, George Foster of the Commonwealth Edison Company, Thorne Donnelley of station WDAP, F. D. Pearne and others.

"I do not think the city should take action in advance of the final report of the government on its plan for regulating radio," said Mr. Foster. The opposition was apparently so unanimous that a motion to file the ordinance and forget was on the point of passing, when Alderman Link asked:

"Is there any one here that favors the ordinance?"

Messrs. Tousley and Nixon of Commissioner Carlson's department declared that the electrical inspection department has knowledge that many aerials now constructed were hazards, and that it was but a question of the first heavy sleet storm when they would come tumbling down upon high-powered electric light and power wires with resultant short circuits which might mean fire or personal injury to many.

"Everybody who has protested is interested in radio," said Mr. Touslet. "Naturally they are against any restriction, but the city department owes it to the rest of the public to offer them the protection we know they need."

It was decided to lay the matter over until after the first of the year, and meanwhile carry on a campaign of education of the public as to the real protective purposes of the ordinance—[W. J. Clarke, in Chicago Evening American.

International Aspects

H. Gordon Selfidge, Jr., Assistant Manager of the Merchandising Division of the Great London Store, speaking from WJZ, the Radio Corporation-Westinghouse Station at Newark, recently addressed the radio audiences of England and America on the International Aspect of Radio Telephony. A cable was sent to the amateurs in England notifying them of the time of the address.

Fees for Composers—None for Broadcasters

By FREDERICK SMITH

If this were not a sob story it would make you laugh. Broadcasters of radio programs have been entertaining the American public free of charge for a year, spending thousands and hundreds of thousands of dollars, without a cent of return—and along come music composers, song writers and authors and ask for one million dollars per year in fees from the broadcasters.

It happened in New York. Most everybody was there excepting a million or so "listeners-in" who thought there was to be no alloy in this joy of hearing songs and jazz tunes from their favorite broadcasting stations. They—the listeners—had the fantastic idea that the composer of a jazz tune should be sufficiently repaid if the station announcers told the world that his "piece" was about to be played for an audience of 500,000 or more. Some advertisement of a bit of music, you might say.

But the composers are a thrifty lot after all. It seems that they are not the long-haired, temperamental scorners of money-wisdom that the popular novels and the comic strips had portrayed. They want their sixteen ounces of flesh, according to the bond. If their demand should kill radio broadcasting, why let broadcasting die!

The composers, authors and publishers had heard that the radio goose was laying a lot of golden eggs (a pretty fable) and so they decided to go after the goose. Therefore:

The American Society of Composers, Authors and Publishers served notice on all broadcasters that the broadcasters either must obtain license to broadcast copyrighted stuff or face suits for violation of the copyright law.

A conference had been held, prior to this momentous decision, at which were represented the American Society of Composers, Authors and Publishers the Authors League of America, the Music Publishers' Association, the Music Publishers' Protective Association and the Radio Inspector of New York, the American Telephone and Telegraph Company, the Radio Corporation of America, the General Electric Company, the Westinghouse Electric and Manufacturing

Company, the National Radio Chamber of Commerce and I. R. Nelson & Co.

An impressive representation. E. C. Mills, Chairman of the executive board of the Music Publishers' Protective Association, made the naive suggestion that if the broadcasters paid for licenses issued by the A. S. C. P. they then would be in the fortunate position of being able to broadcast only A. S. C. P. compositions. The broadcasters would not need to broadcast anything else.

Some of the broadcasters present at the conference declared they would, in the most gentlemanly spirit, of course, see composers,

casters, who as yet have been unable to obtain any compensation from the public for their expensive service. Mr. White said:

"Owing to the suddenness with which the art of broadcasting has sprung into existence the fact that as yet its activities are largely unorganized and that our government has not yet legislated or regulated the operation of stations, the Radio Corporation of America does not see its way clear to accept the suggestions for compensation made by the American Society of Authors, Composers and Publishers."

"The American Society of Composers, Authors and Publishers has in its hands the power, to a certain extent to mould the future of broadcasting," said M. P. Rice, speaking for the General Electric Company. "If it is made too expensive, if it is made too impracticable to utilize popular music for broadcasting we will turn to something else. If whatever we turn to is unsuccessful then broadcasting may die.

"If we are forced out of the music field we will be forced into some other field. And if the public puts down its receiver, so to speak, and walks out, then broadcasting is dead."

The fee mentioned by Mr. Mills was a minimum rate of \$5 a day. If all broadcasters paid this fee to the American society its annual revenue would exceed \$1,000,000 from that source alone. Mr. Mills, however, said that the \$5 figure was "a point to talk up from or down to."

Radio Entertainment For Hire by the Evening

A WASHINGTON radio company has established a radio entertainment service for hire. The concern proposes to supply radio service on call, just as an orchestra would sell its services for an evening.

This company undertakes to send an agent to homes or halls with a radio set which will be installed and with which an evening's social entertainment may be obtained or "no charge." After the concert, or whatever the program may be, the radio man packs up his receiving set and goes on his way with his fee.

Those broadcasting stations which conduct radio shops might find this method a means of getting some return on their investment.

"Send us a radio set and an operator. We want to dance."

Sounds interesting, doesn't it?

authors and publishers in the notoriously bottomless pit before they would pay for giving the public the biggest kick the public has had since Mrs. O'Leary's cow kicked over the well-known lantern. They said they would go on the air with "The Old Gray Mare, She Ain't What She Used To Be" rather than pay money to the A. S. C. P. for the privilege of broadcasting the latest copyrighted Broadway and Forty-second street sensation, "My Bromo-Seltzer Bride."

J. A. White, of the Radio Corporation of America, said that there was little possibility of adding further to the burden of the broad-

Radio Exports Increase

Domestic exports of radio apparatus during the month of October totaled \$207,535 and weighed 114,309 pounds, according to figures compiled by the Department of Commerce. The value of these radio shipments was as follows: England, \$70,391; Quebec and Ontario, \$35,728; Argentine, \$32,092; Brazil, \$27,072, and Japan \$11,299, the balance going to twenty other countries.

Show Postponed

Postponement of the Second National Radio Exposition has been announced. Milo E. Westbrooke, director of the exposition says that information as to the date of the show will be sent out later.

The exposition was to have been held at the First Regiment Armory, Chicago, January 13 to 20, inclusive,

Gen. Squier Sees a New Era

WASHINGTON (Special to Radio Age).—Radio development advanced several lengthy strides during the past fiscal year through broadcasting, technical research and the application of advanced design to military communications, according to the annual report of Maj. Gen. Geo. O. Squier, Chief Signal Officer of the Army.

Through the operation of the Army Radio net, established in May, numbering 60 stations on November 30, the Signal Corps saved the Government \$14,357 in the transmission of official communications, over what they would have cost at commercial rates. These radio stations established in corps areas in Continental United States and in their sub-divisions handled a total of 40,494 messages in the seven months of operation, cooperating with Naval coastal radio stations in some instances.

The Army radio stations at Nome, St. Michael, Holy Cross and Iditarod in Alaska have been rehabilitated, and new and powerful sets with a range of about 150 miles have been installed at Nulato and Wrangell. Signal Corps installers were working at the Noorvik, McGrath, and Bethel stations, and equipment was en route to Fort Eglert and Ruby, at the end of the fiscal year. Equipment for the Craig station was also available, leaving only three stations in the territory awaiting new apparatus.

"The outstanding feature of the year in signal communication undoubtedly has been the phenomenal development known as 'broadcasting'," said General Squier. The suddenness of this development he believes, has no parallel in the application of science to everyday life. "In the educational field alone," he states, "we are on the threshold of a new era which will probably affect our modes of life."

Pointing out the importance of wireless communication in both peace and war, the Chief Signal Officer explains that the Signal Corps is endeavoring to keep abreast of all developments with a view of utilizing and assimilating them for Army purposes. The experiments conducted in his office broadcasting over electric light lines in an effort to reduce the interference in the ether, and with the "super-phono," a method of secret line-radio communication, are cited as examples of

practical experiments undertaken recently.

Although handicapped by both a reduction of funds and personnel, the division of the Signal Corps entrusted with communication, research and development, completed 78 new specifications of radio sets and apparatus, together with 300 drawings during the fiscal year. Among the accomplishments in radio engineering was the perfection of a new radio telegraph set for Infantry battalions for communicating with regimental and corps headquarters. This set has a five-mile radius and employs waves between 75 and 77 meters, but is capable of ten settings or different notes between its extreme waves. One of its advantages is a portable square loop about 9 feet, which can be folded up. It also has directional features. These sets are now in production for the Infantry Corps. Another set, designed especially for division or corps headquarters, employs six 250-watt tubes in transmitting. This gives a telephone range of about 100 miles and a telegraph range of practically 600 miles. The set is portable in that it can be mounted in tractors for field transportation. A tube set was developed for use in permanent stations with two 50-watt tubes operated from storage batteries for both telegraph and telephone transmission. The sending and receiving units are separate and the range is about 150 miles.

For the Air Service two 100-mile range telephone and telegraph sets were especially developed; one for large airplanes like the Martin Bombers and the other for use at ground or base stations. The ground station apparatus uses two 250-watt tubes in place of ten 50-watt tubes. Since the end of the fiscal year contracts for the development of both these designs have been let to commercial electrical companies for completion. The perfection of a five-mile range set for inter-plane communication employing the Armstrong receiving system and intended to be used on pursuit planes in formation flying, has also been placed in the hands of manufacturers, due to lack of Signal Corps personnel.

Contracts have been awarded for the production of a number of new airplane radio sets with a 30-mile range, using two 50-watt tubes. The apparatus is split up into several units which are dis-

tributed in the plane and controlled from the dash board by the pilot. Work on a radio telephone mule pack for use in mountain artillery was also underway but uncompleted at the close of the fiscal year. Considerable progress in the design and testing of a radio telephone set for use in army tanks was accomplished. The development and test of a five station inter-phone set for use in the Martin Bombers was also progressing well, it is reported by the Chief Signal Officer.

Other developments included work on a field telephone repeater for use in coupling line and radio communication, especially in balloon communication; the perfection of a direction finder for the Coast Artillery Corps, and tests with the resonance wave coil antenna for the elimination of static, revealed that where large antenna cannot be erected, and on portable sets, this apparatus may be of great advantage.

Boys Start Paper

We have on our desk the first two issues of "Radio Research," a neat periodical published by the Radio Research Club of the Springfield (Ill.) high school and printed in the high school print shop. A. B. McCall, instructor of mechanical drawing in the Springfield school and faculty advisor of the Radio Research Club, writes us that the paper has aroused great interest and after carefully looking it over we are not surprised that the boys are enthusiastic about it.

The paper contains technical articles, a questions and answers department, editorials and news notes. It is supported by advertising from local merchants. The staff is comprised of Roy S. Skaggs, editor; Edward E. Henry, circulation manager; Charles F. Cochran, advertising manager.

It is probably the first publication of its kind in the country and we suggest to radio fans among the schools in other cities that they write to the circulation manager of Radio Research, Springfield high school, Springfield, Ill., enclosing two cents for a sample copy. The circulation manager says "send no stamps."

For our part we welcome "Radio Research" into the radio publication family.

Radio for Insane

A new radio receiving set has recently been installed at the Government Hospital for the Insane at Anacostia, D. C., by the Department of the Interior. The set has a receiving range of about 750 miles and enables the inmates to receive concerts every evening from many different sending stations.

Harbord's Views on Broadcasting

GENERAL James Guthrie Harbord, Deputy Chief of Staff, United States Army, and President-Elect of the Radio Corporation of America, spoke before the Illinois Manufacturers' Association at Chicago, on December 14. He discussed the interesting question as to who shall pay for broadcasting and various other radio problems. He said in part:

"Since Gutenberg invented his rude movable type blocks and made printing possible nearly five hundred years ago, no one invention has more closely touched human interest and human welfare than your new business, the public's new business, my new business, RADIO. It is of one phase of that new business that I shall endeavor to speak to you tonight, without pretense to expert knowledge or technical accuracy, or even in technical language.

"I think any of you can understand with what keen regret a man leaves a profession to which he has been devoted from early manhood, and which has been very dear to him for over thirty-three years. Yet there comes a time when a man can see that his own particular work has had the best that he could give it, and that his own and his employer's interests may be well served by attempting constructive effort in another, but not unrelated line.

"It was after much consideration that I accepted the great responsibility of the Presidency of the Radio Corporation of America, and decided to leave the active list of the Army. I believe that I can be of service not merely to the Corporation but through it to the people of our country and to our Government, and perhaps contribute to guarantee the peace of the world by helping to develop national and international communication facilities.

World Communication

"Certainly for peace or war no action could have been wiser and more far-sighted than that of certain representatives of our Navy at the close of the World War, when with memory fresh from their experiences in that conflict, they appealed to the General Electric Company to form a single independent Wireless Company for the purpose of establishing:

"1. An American owned, operated and controlled radio communications company, powerful enough to meet the competition of the radio interests of other countries.

"2. Such an international communications system that America would not be dependent upon foreign-owned cables.

"3. Providing for the construction and operation of radio stations at home and abroad under such terms and conditions as would best serve the needs of the American people and their Government.

"4. Preserving to America the wireless apparatus which had been invented and developed in this country after many years of patient and costly research and experimentation.

"Other countries, encouraged by their practical control of the trans-oceanic cables, were already in the



MAJ. GEN. JAMES G. HARBORD,
Newly Elected President of the Radio Corporation of America

wireless field, and the problem was to establish America in international communications as soon as possible. The General Electric Company, quick to heed this SOS call made by the Navy representatives, patriotically responded even though such response involved a departure from its traditional policy, and at once broke off negotiations already under way by which the domination of air communications would have passed into alien hands. The wireless patents, inventions, and research facilities of the General Electric, and American Telephone and Telegraph, and United Fruit, and the Westinghouse Companies were

speedily brought together in the Radio Corporation of America, so that it might do its great work free from previously existing patent restrictions essential to the immediate development of a Communication system, all American in its ownership and control, but serving the whole wide world. This culmination of negotiations bringing these great electrical concerns together has been instrumental for making America the heart of not only the wireless systems of the world, but the chief of all the nations in the development of long distance wireless telegraph stations, ship-to-shore wireless telegraph and telephone sets, to say nothing of that art second only to the printed page—*wireless telephone broadcasting*.

"Broadcasting appeals to the imagination as no other invention of the times. Its possibilities are beyond human comprehension. It is the romance and the inspiration of the world's splendid prime. No permanent record of the last act of "Il Trovatore" as given by the Chicago Grand Opera Company in your auditorium here, three weeks ago, Saturday night, and as actually heard in New York—no record though equally perfect in its reproduction is equal or comparable to hearing it by radio at the second it was given. One is history, the other, *action*, timely and instantaneous. Think for a minute of the psychological charm in hearing the voice of Galli-Curci, or the President of the United States, before it is heard by the people sitting in the last row of the Orchestra Circle, or in the last row of the Gallery of the Senate of the United States. Think of sitting in your own homes in Springfield or Bloomington by a comfortable open fire, and being transported through this modern miracle to the Yale Bowl in distant New Haven, and seeing in your mind's eye, play by play, the men from Iowa—our own great west—defeat the sons of Yale. You are told that the weather is perfect, the Bowl is filling up; the teams come on the field; you hear the bands; you are moved by the cheers of the crowd; and when the station rings off, in the silence of your own home you share the elation of victory and sympathize perhaps with the bitterness of defeat.

The Program

"The successful program manager, in order to satisfy the public, must be an interpreter of public

taste and opinion—a musical critic—a spiritual adviser—a theatrical manager—a statesman, and an expert on education, who seeks to satisfy your wishes. I am told by my future associates that thousands of letters have been received at the large stations, intended either for the management or for the artists who perform. These letters come from bedridden individuals who never dared hope to hear again their favorite concert artists. WAM believed they were doomed to humdrum lives without ever again seeing the world outside of their sick-rooms. From blind men and women and from children have come letters with wonderful heart appeal, which compensates those who have devoted their lives to the development of this art.

"Mothers, too, write in an endeavor to get the wireless telephone to assist them in making their naughty boys behave. The mother of one Johnie Owen wrote a letter, in which she said she hoped the sending station would issue a personal message to Johnnie, whose ears were glued to the radio receiver for the evening 'bedtime story'—telling him to wash his face, brush his teeth, and in other ways, be a good little boy.

"About four weeks ago, one of the large stations in New York started broadcasting the regular Sunday morning services from St. Thomas' Church. In the course of the service, Dr. Stires announced that the offering for that day would be used for the poor of the parish—and on the following Tuesday, Dr. Stires received a letter postmarked from a small up-state community. It said that the writer and his neighbors, there being no church in their immediate neighborhood, had heard the services, and had noted that the collection was for the poor of the parish; that they had taken up a collection, and there was enclosed a check representing their contribution.

Service Rendered

"The value of broadcasting to any individual or community will be in proportion to the difficulty of getting the same thing by any other means. Next to saving life at sea, radio's greatest service should be to the agricultural sections of this country. It will serve the farmer and those who live in small communities as no other utility has been able to serve him. It is already bringing him time signals, weather reports, market reports and agricultural information. Not until agricultural extension courses, religious services, opera, entertain-

ment and education, which are now available in the cities, are regularly brought to the farmer by radio, will it have fulfilled its mission to American Agriculture. What all this will mean to you, Gentlemen, who are Executives of companies manufacturing all of the products consumed by the average American, you are better able to answer than am I. But I am sure, that radio cannot help but bring all sections of our country closer together and improve its moral, social and economic standards.

"Commercially successful wireless telegraphy is only two and one-half years old, but it is to-day handling twenty-five per cent of the international message business of the United States. While successful broadcast wireless telephony is just a year old, or I might say a year young, the progress made in that year is nothing short of a miracle. But it has only opened the door to the marvelous future, and if we are to make broadcasting of social economic, religious and educational value; a value close to the power of the newspapers, of the history and of the literature of all time, broadly speaking, the problem, except for refinements, is no longer to develop the art scientifically, but to muster our forces for the purpose of making radio of maximum service to all of the people of the country.

"There are in the United States, in round numbers, six hundred broadcasting stations ranging in power from less than ten watts to more than one thousand watts. The small stations of doubtful technical perfection are serving purely local needs with intermittent programs. The large stations—only thirty in number—technically correct and operating on permanent schedules, are serving as large group as is possible with programs of quality, varied to meet the demands of the hundreds of thousands in their unseen audiences.

Some of the Problems

"Today, we have newspapers, automobile schools, electrical manufacturing companies and chiropractic schools doing broadcasting. Can these various agencies continue when it costs from twenty-five to fifty thousand dollars a year to put on continuously a generally satisfactory program? If not, who is to do the broadcasting? Theoretically, the 600 stations scattered throughout this broad country are operating on two wave lengths, one of 360 meters and the other 400 meters. The result is man-made interference and confusion. One of two things happens, either good programs suf-

fer from this interference, or stations capable of serving many thousands are asked to give up time on a specific wave length to a smaller station which can at best serve only small communities and a limited number of people with inadequate programs.

"It is popularly believed that radio communications being carried on through the air may be operated to an unlimited extent. That, unfortunately, is not true. The spaces that scientists call the ether, through which communications may be carried on, are very limited. They are like a definite number of paths, or a city street upon which only so many soldiers can march shoulder to shoulder. The Government can assign additional wave lengths, but there are not available in the ether 600 wave lengths which can be allocated to telephone broadcasting.

"Under existing international and national laws and regulations, twelve instead of two wave lengths could be made available immediately for this service, and if these were allocated and properly staggered over the whole country, we could even then have only 46 first-class broadcasting stations. But these 46 stations would operate with a minimum of cost as well as a minimum of interference which is more important if we are to realize immediately upon the possibilities of radio.

"Our problem is therefore national and not local. What is urgent is a national service which will take into account the best utilization of wave lengths so that the greater service will be rendered to the greatest number.

Pay for Broadcasting

"Who is going to pay for broadcasting? I cannot answer that question, but if we have a national service organized and administered, with the slogan, "*The greatest good to the greatest number,*" as the watchword, it will no doubt be possible to devise some means of obtaining compensation for the cost of service either from manufacturers and distributors of apparatus, suitable contribution from listeners, or by the public-spirited endowment of a Carnegie or Rockefeller.

"Gentlemen, I have touched but lightly on the possibilities of broadcasting—perhaps, even less on constructive suggestion as to its problem. Think what the broadcasting to hundreds of thousands of homes would have meant to Theodore Roosevelt with a recalcitrant Congress on his hands; or what possibilities it would have held for President Wilson in rallying public opinion to the support of the Great War, in confusion to pacifists and slackers.

Description of Fixed Condensers Used With Simple Homemade Radio Receiving Sets*

By the U. S. Bureau of Standards

THIS circular describes two "fixed" condensers which are used with either of the radio receiving sets described in the first or second circulars of this series. One of the fixed condensers which is connected in series with the antenna, will be called in this circular the "series-antenna" condenser. The other fixed condenser, which is connected across the terminals of the telephone receivers, will be called the "telephone-shunt" condenser.

The effect of the series-antenna condenser is to enable the receiving equipment to give signals of somewhat greater intensity when tuned to wave frequencies above 1,000 kilocycles per second (that is, wave lengths of 300 meters or less). It will thus be seen that the effect of this condenser is just the opposite of the effect obtained by a greater number of turns of wire on a tuning coil, which, it will be remembered, permits the receiving equipment to respond to lower wave frequencies (longer wave lengths).

The effect of the telephone-shunt condenser is to increase the intensity of some radio signals to which the receiving set may be tuned. In most cases, the use of this condenser has no effect upon the intensity of signals which are received from a radio telephone transmitting station, but will increase the intensity of radio signals which are received from most spark transmitting stations.

Series-Antenna Condenser.

The series-antenna condenser is shown in detail in Figs. 1A and 1B. Two thin strips of metal (C and E) 1 inch wide and 3 inches long are used with three sheets of insulating material (B, D, and F), 1 1/2 inches wide by 3 inches long. The metal strips may be thin copper, brass or aluminum. Each of the three sheets of insulating material is made up of two pieces of heavy white writing paper which are separately dipped in clean, melted paraffin. Each pair of sheets is then pressed together by means of a warm iron, and when cold the strip is cut out to the required size. A sheet

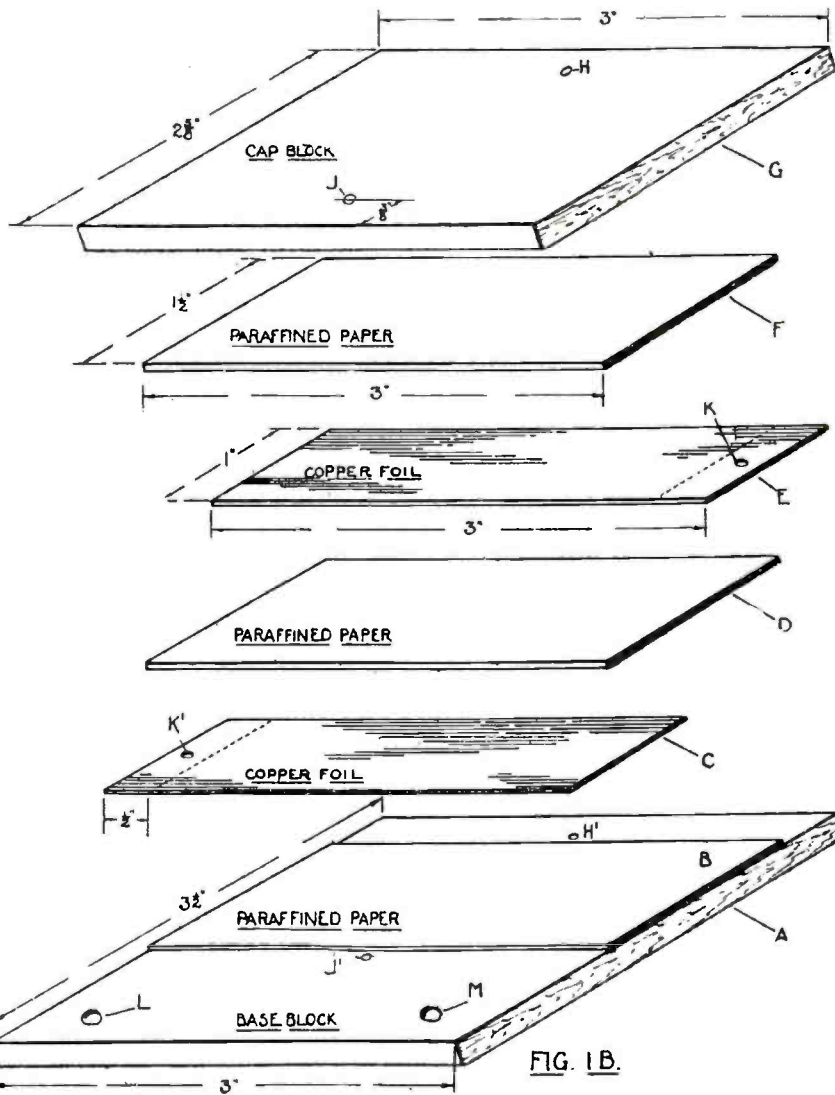


FIG. 1B.

of clear mica having about the same thickness as the two sheets of writing paper mentioned above may also be used for the insulating material. Two blocks (G = 2 5/8" x 3" x 1/2", A = 3" x 3 1/2"

x 1/2") are cut out and preferably from hard wood. Two screws pass through holes, H and J, in the upper cap block G, which is placed over the base block A, so that the edges of the two blocks are even on three sides. (See Fig. 1A). The holes for the screws, H and J, are 3/8 inch from the sides of the cap block G and equally distant from the ends. Having located the correct position of the cap block G, the screws in holes H and J are loosened and the cap block is removed from A, leaving two small holes H' and J' to locate the proper position of the blocks when the condenser is finally assembled. The two screws L and M are located just far enough in from the front edge (See A, Figs. 1A and 1B) so that the block A may be screwed to the left end of the baseboard of the receiving set described in Circular No. 120 or to the primary coil support described in Circular No. 121. (See Figs. 2 and 3).

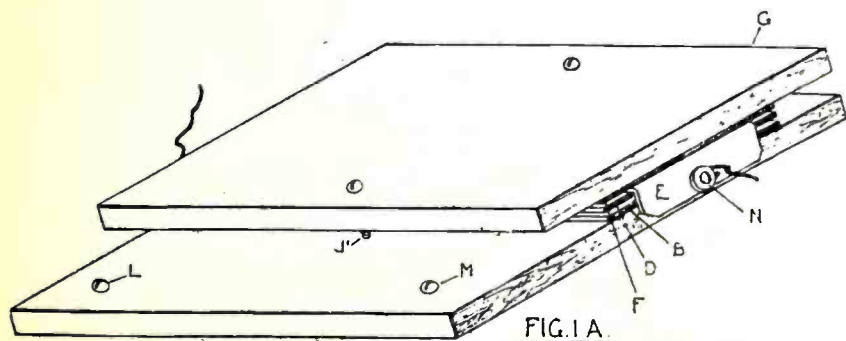


FIG. 1A.

The wooden blocks are of dry wood smoothed up with sandpaper and given a coat or two of varnish which will not absorb moisture, or treated with paraffin as described in Circular No. 120.

A sheet of the paraffined paper or mica B is placed on the base block A between the holes H' and J' so that its ends are even with ends of the base block. A thin metal strip C is placed in position so that it lies in the center of B and has its right end $\frac{1}{2}$ inch in from the edge of the base block and its left end projecting $\frac{1}{2}$ inch over the opposite edge of the base block. (See fig. 1B).

Another sheet of paraffined paper D is placed on C directly above B. The second piece of thin metal E is placed on D above C, except that one end of the metal strip E extends $\frac{1}{2}$ over the right edge of block A instead of the left as did C. The third sheet of paraffined paper F is placed on E directly above D and B.

The alternate sheets of paraffined

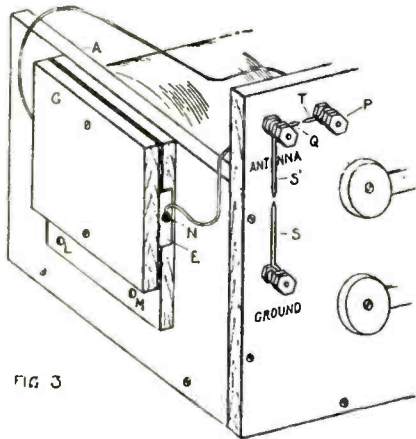


FIG. 3

paper and thin metal are held carefully in position, and the cap block G is placed over them and screwed in position. The right end of the thin metal strip E is bent down, and a round head brass screw N is passed through a hole K, punched or drilled in the end of the metal strip. The projecting end of the strip C is not visible in Fig. 1A, but it is bent and fastened in the same manner as E. The completed condenser resembles the sketch shown in Fig. 1A.

Mounting and Wiring.

The condenser is mounted on either the single-circuit receiving set described in circular No. 120 or the two-circuit receiving set described in Circular No. 121. Fig. 2 shows the method of mounting the condenser on the single-circuit receiving set. The condenser is fastened to the end of the baseboard by means of the screws L and M. A binding-post P is added to the panel of the receiving set about 1 inch from the binding-post marked "antenna," as shown in Fig. 2. A wire is clamped under the condenser screw N which passes through the metal strip E, forming one terminal of the condenser. This wire is led to and connected to the back of the binding-post marked "antenna" without disturbing any of the other wires which are already

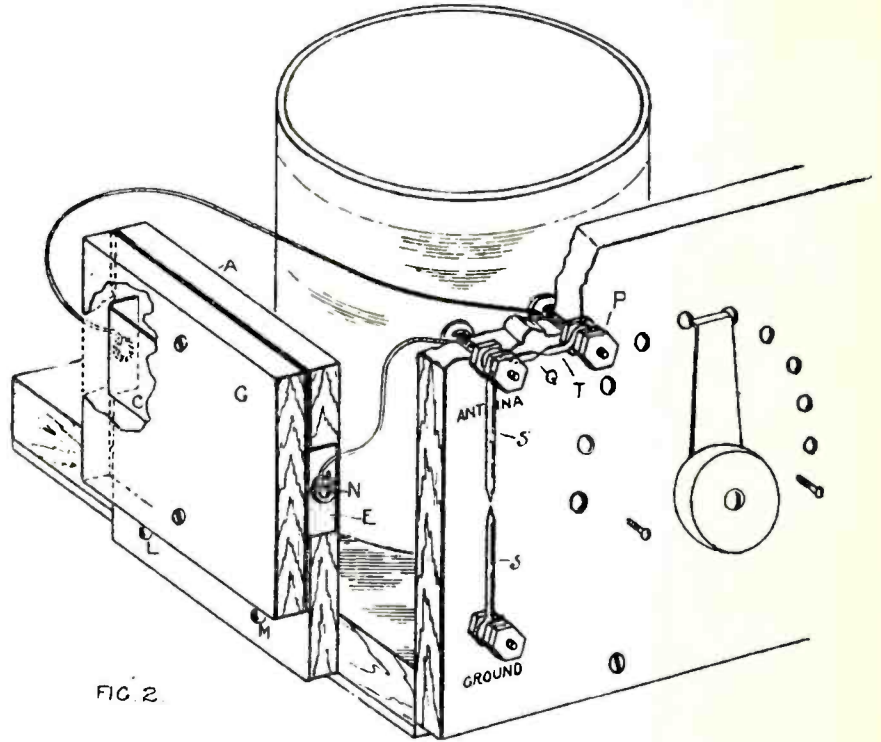


FIG. 2

connected to this binding post. Another wire is connected to the terminal of the metal sheet C and led to the back of the binding-post P.

In circular No. 120 a short stiff wire is shown attached to the antenna binding-post and extending toward a similar wire attached to the ground binding-post. The wire on the antenna binding-post is removed and a longer one substituted so as to form parts, Q and S; fig. 2. A similar short piece of stiff copper wire T is attached between the first and second nuts of binding-post P. There is a very short gap between wires Q and T and between S' and S. These gaps are for

protective purposes when one forgets to throw the lightning switch to the grounded side. Another method of protection would be to install a lightning arrester in the antenna system. The arrester may be installed just outside or just inside of the building, preferably the former. This serves as an extra precaution when one forgets to throw the lightning switch to the ground terminal when the receiving set is not being used.

If the condenser is mounted on the receiving set described in Circular No. 121, it may be placed as shown in Fig. 3. In other words, it is mounted upon the vertical board which supports the pri-

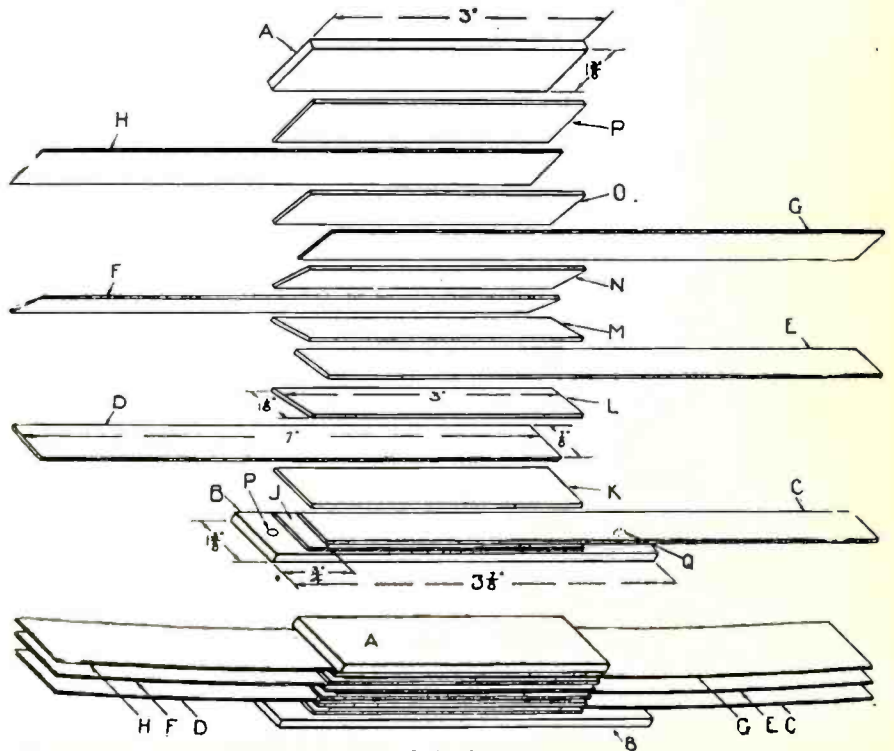


FIG. 4

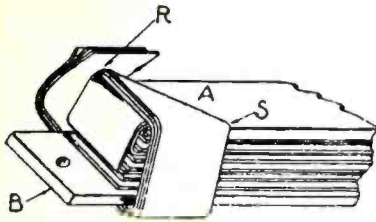


FIG. 5

mary coil tube previously described. The connections from the condenser to the binding-post on the front panel of the two-circuit set are made as described above.

If the connections to the receiving set have been made as described in Circular No. 120 or No. 121, the antenna lead-in wire is removed from the binding-post marked "antenna" and connected to the new binding-post which has been added to the front panel of the receiving set (See P, Figs. 2 and 3). The condenser

(A) about 1 3/8 by 3 by 1-8 inches, a similar base of pasteboard or wood (B) 1 3/8 by 3 7/8 by 1-8 inches. 6 pieces of tin foil (C, D, E, F, G, H) 7-8 by 7 inches, 7 pieces paraffined paper or mica (J, K, L, M, N, O, P) 1 1/8 by 3 inches, 1 stiff paper clip or its equivalent (for temporary use), about 10 feet of No. 24 bare copper wire, and 2 round head wood screws about 1-2 inch long. The several steps in the arrangement of these parts are shown in Figs. 4, 5 and 6. The layers of paraffined paper and tinfoil are alternated as shown, starting with a sheet of paraffined paper on the base B. The paper J is placed in the center of B so that there will be a 1-8 inch margin at the sides and 7-16 inch margin at the ends of B. A sheet of tin-foil C is then placed on the paper J so that there will be 1-8 inch of margin of paper uncovered on three sides. The tin-foil C will then extend 4 1-8 inches over the right-hand edge of the paper J, or 3 3-16 inches over the right-hand edge of the base B. The

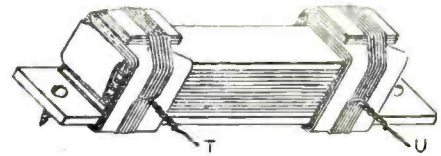


FIG. 6

lowed until the seven paraffined papers and the six sheets of tin-foil are placed in position. The cap piece A is then placed as shown in Fig. 4.

The condenser now appears as shown in Fig. 4, except that the thickness of the condenser is much exaggerated here in order to better show the parts. A paper clip or other form of temporary clamp may be used to hold the parts firmly together. The tin-foil strips, D, F and H, are now bent back over the end of the cap piece A and folded over at an angle of 45 (see line RS, Fig. 5) so that the tin-foil may be wrapped evenly around the pieces, A and B, and secured by several turns of No. 24 bare copper wire (see Fig. 6). The tin-foil strips, C, E, and G, Fig. 4, are wrapped in the same manner. The completed condenser appears about as shown in Fig. 6, except much thinner.

This telephone-shunt condenser just described may be added to the single-circuit receiving set described in Circular No. 120 or to the two-circuit receiving set described in Circular No. 121. The condenser is placed as shown in either Fig. 7 or Fig. 8. A somewhat simpler plan is to screw the condenser to the underside of the receiving set baseboard. This saves drilling more holes in the baseboard in order to keep the wiring on the underside. No matter with which receiving set this condenser is used, the two wires, T and D, (Figs. 7 and 8) are connected to the two telephones receiver binding-posts marked "Phones."

Fixed condensers may be purchased which will give about the same results as those described in this circular. The series-antenna condenser has a rated capacity of about 0.0003 microfarad (300 micromicrofarads). The telephone-

(Continued on page 30.)

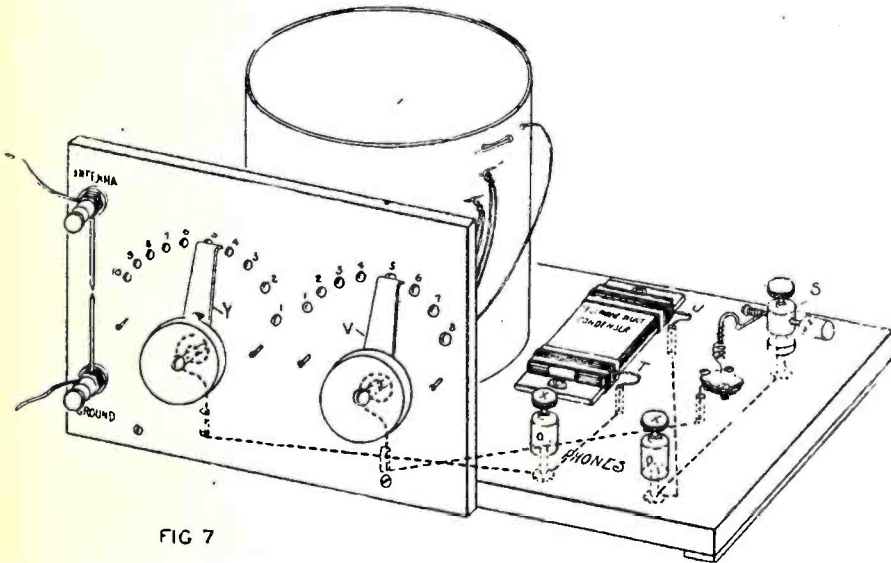


FIG 7

is now included in the electrical circuit together with the tuning coil, between the antenna and ground. This connection to the building-post is used when it is desired to receive wave frequencies of approximately 1,000 kilocycles per second or above (wave lengths of 300 meters or below). To receive wave frequencies of 1,000 kilocycles per second or below (wave lengths of 300 meters or more) the antenna lead-in will ordinarily be connected to the binding-post marked "Antenna" and the operation of the receiving set is then as described in Circular No. 120 or No. 121. In either case the set is tuned to the desired wave frequency in the same manner as described in Circulars No. 120 and No. 121. The switches are set so as to include more turns of wire on the tuning coil (or the primary coil of the two-circuit receiving set) with the antenna lead-in connected to P than when it is connected to the binding-post marked "antenna," when tuning to a given wave frequency....

Telephone-Shunt Condenser.

The parts used in the construction of the telephone-shunt condenser are: a cap piece of heavy pasteboard or wood

paraffined paper K is placed on C directly above J. The tin-foil D is placed on K. The overhanging end of D extends to the left instead of the right as did C. The other three sides of D are 1-8 inch in from the three edges of K. This arrangement of alternate layers is fol-

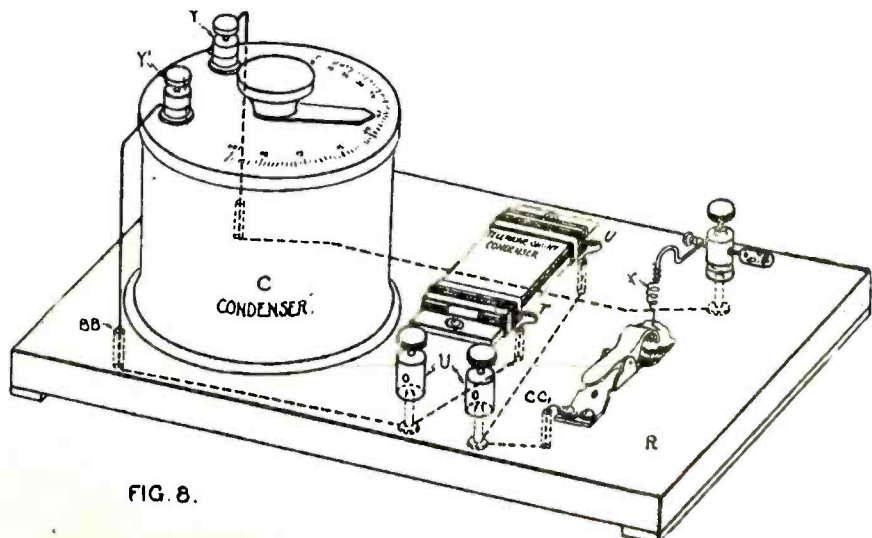


FIG. 8.

Description of a Loading Coil Used With Simple Radio Receiving Sets

By the U. S. Bureau of Standards

Introduction.

THIS circular describes a loading coil which is used in conjunction with the single-circuit radio receiving set described in Bureau of Standards Circular, No. 120. The experimenter who is interested in using it in connection with the two-circuit set described in Circular No. 121 is referred to the section entitled, "Use with Two-Circuit Set," near end of this paper.

The purpose of the loading coil is to enable the receiving equipment to respond to wave frequencies between 100 and 500 kilocycles per second (that is, wave lengths between 3,000 and 600 meters). In other words, the loading coil increases the wave frequency (wave length) range of the receiving set. The receiving set described in Bureau of Standards Circular, No. 120, has a wave frequency (wave length) range of between 500 and 1,500 kilocycles per second (wave lengths between 600 and 200 meters).

The use of the loading coil will increase the receiving distance of the equipment, because many stations using the lower wave frequencies (longer wave lengths) use a high-power radio transmitting set. For example, the station, NAA, at Arlington, Va., uses a wave frequency of about 113 kilocycles per second (2,650 meters wave length) and uses sufficient power to be heard a distance of about 200 miles when the loading coil described in this circular is used with the receiving equipment previously described. At night this distance may be considerably increased.

The cost of the parts for the loading coil is approximately \$3.00.

Description.

A loading coil is simply a coil of wire connected to the rest of the receiving equipment in such a manner that a variable number of its turns are included in the circuit between the antenna and the ground connection. When longer wave lengths (lower wave frequencies) are received, more turns are used on the coil.

The loading coil is shown at A in Figure 1A, and consists of 300 turns (about 5 ounces) of No. 28 double-cotton-covered copper wire wound on a round cardboard box 5 3-8 inches in diameter by about 8 inches long. An oatmeal box is used for the cardboard tube with the cardboard cover glued to one end. Certain of the turns are provided with taps which are connected to switch contacts so that the number of turns included in the circuit can be varied. One end of the wire is fastened at the closed end of the tube by weaving it through two holes 1-2 inch apart and 3-4 inch from the end. The free end of the wire projects about 10 inches. The wire is wound on the tube in a single layer so that the turns

lie closely and evenly together. When 10 turns have been wound, a 10 inch tap is taken off. After the given number of turns of wire have been wound on the tube a hole is punched through the tube just underneath the last turn and, by using a small blunt tool or stick, a 10-inch loop of the wire is pushed through this hole. A second hole is punched through the tube about one-half inch farther along the circumference and the loop pushed through this hole to the outside of the tube again. The loop may or may not be twisted as it emerges from the second hole. See Fig. 1B. When 10 more turns have been wound, another tap is taken off in the same manner. The arrangement of these taps is shown in the left half of Fig 1A. It will be noticed that there are 13 taps on the completed coil, counting the two ends of the wire at the start and finish. Each tap is slightly offset from the preceding one so that the line of completed taps progresses about half way around the coil as indicated in Fig. 1A. After the wire is wound on the cardboard tube or oatmeal box it is placed in a warm oven to drive off the absorbed moisture. After the tube has dried for some time and while still warm, melted paraffin is brushed over the tube, inside and out. The paraffined tube is put back in the oven for a few minutes in order to more thoroughly impregnate the tube.

The switch panel B is made from a piece of dry wood about 7 inches long, 4 1-2 inches wide and 1-2 inch thick. Its general construction is similar to the switch panels described in Circulars Nos. 120 and 121. The two switch arms, C and D, which are used with this panel have also been described in Circular No. 120. Having drilled the holes for the two switcharm bolts, the switch arms are placed in position and the knobs rotated in such a manner that the ends of the contact arms describe arcs upon which the contact points are to be placed. The holes for the switch contact bolts are then drilled; the spacing between contacts depending upon the width of the end of the switch arms, as well as upon the kind of contacts which are used. For the switch arm C there are 11 contacts and for the switch arm D, 3, as shown. The wood base E is a block of wood about 7 inches square and 3-4 inch thick.

Assembly and Wiring.

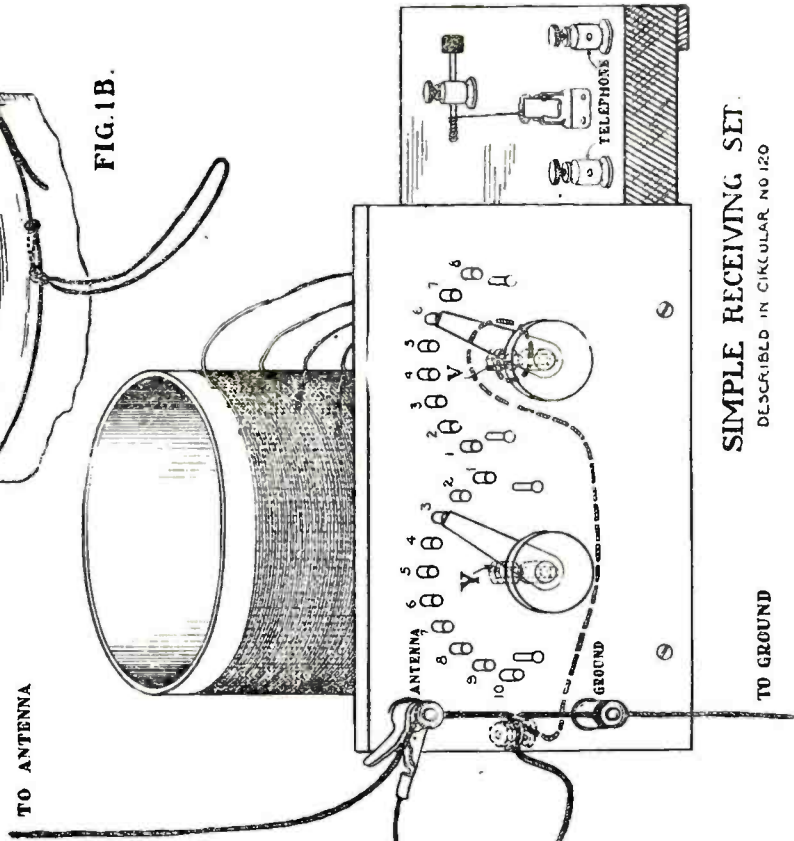
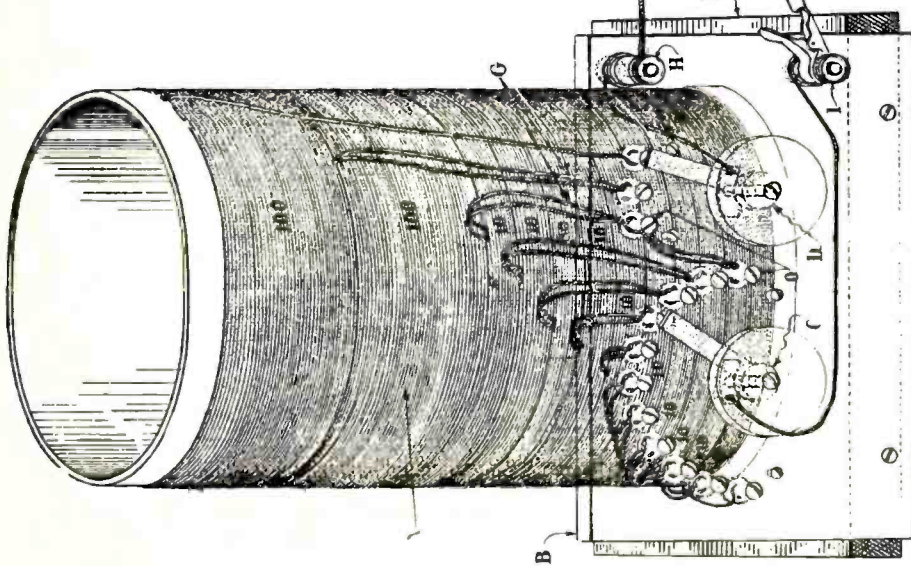
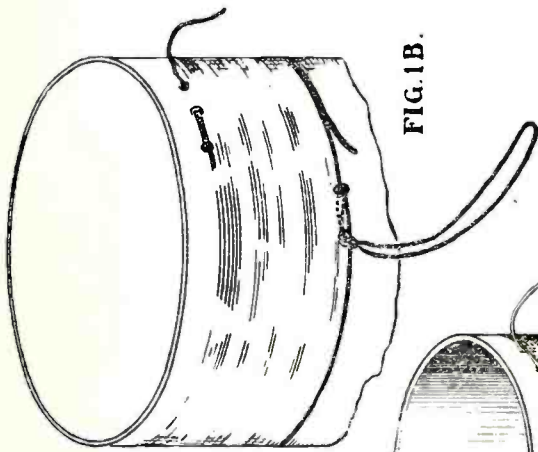
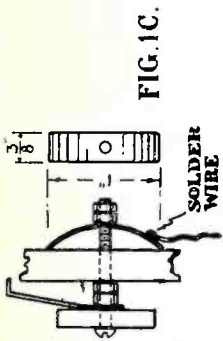
Before any of the parts are assembled the base and panel are treated with paraffin or they may be thoroughly dried and coated with a good grade of varnish which will not absorb moisture. Shellac is not used. The panel B is fastened to the base E and the coil A is placed in position so that the row of taps faces the rear of the panel. The coil is fastened in this position by small wood screws passing through the card-

board end, each screw being provided with a washer. The two switch arms with the necessary contact bolts are placed in position on the panel. A wire connection is made between switch arm D and binding post H and between switch arm C and binding post I as explained in Circular No. 120, or a spring washer is slipped over each switch-arm bolt at the rear of the panel and the wires soldered to these. See Fig. 1C. The several taps from the coil are cut off to a length sufficient to reach from the coil to the contacts. The insulation is scraped from the ends of the wires and the ends of the double taps twisted together below the point G, Fig 1A. The taps are fastened between the nuts and washers of the proper contact bolts as shown in the left half of Fig. 1A.

This leading coil is used in connection with the receiving set described in Circular No. 120. The method of making the connections is shown in Fig. 1A. A 10-inch copper wire with a battery clip at one end is fastened to the binding post H with the clip attached to the receiving set binding post marked "antenna." The wire originally leading from the back of the antenna binding post was connected to the back of the switch arm bolt V. The wire is removed from the back of the antenna binding post and attached to a new bolt or binding post fastened to the *baseboard* of the simple receiving set. This bolt or binding post is located just at the rear of the receiving set binding post marked "ground." A 10-inch piece of copper wire is attached to this new bolt or binding post with a battery clip attached at the end toward the loading coil binding post I. The wire leading from the crystal to the rear of the antenna binding post, as described in Circular No. 120, remains as it was. If this wire was originally connected as described in Letter Circular, No. 43, or directly to the switch-arm bolt V, it is removed and connected to the rear of the antenna binding post. All other wiring is as described in Circular No. 120.

Method of Operating.

The wire leading to the antenna is connected to the binding post marked "antenna" and the wire leading to the ground is connected to the binding post marked "ground" as before. In order to receive messages transmitted at wave frequencies between 500 and 1,500 kilocycles per second (wave lengths between 600 and 200 meters) the switch arms, C and D, on the leading coil panel, are both set on the contacts marked O. When receiving at the shorter waves (200 to 600 meters), it is better to remove the battery clip from the antenna binding post and put the clip previously attached to I in its place; that is, attach the wire from the new binding post to the antenna binding post. The loading coil
(Continued on page 30.)



Here's That Lawsuit Against Grebe

MERELY a reference in the December issue of this magazine to the suit brought by the Radio Corporation of America against the A. H. Grebe Company has brought correspondence from far and near. When we went to press on the last number we had little information concerning the suit and expressed a desire for more. Various radio manufacturers and dealers have forwarded us copies of a pamphlet containing the text of the bill for injunction filed by the Radio Corporation. The front cover of this pamphlet bears the legend "What Do YOU Think of This?" This pamphlet apparently has been widely distributed on the supposition that the radio public will want to get the details.

There is enough jaw-breaking legal phraseology in the Radio Corporation's bill to put a Philadelphia lawyer fast asleep. In every-day, street-corner English the bill asks that the Grebe people be enjoined from making receiving sets which are intended to be operated with a certain sort of detector and amplifying tubes of which the Radio Corporation claims to possess all existing patents.

The Corporation also asks the court to order the Grebe people to turn over to the Corporation all of the apparatus they have in stock, built in alleged infringement of the bigger company's rights. As an alternative it is suggested that the court take possession of the receiving sets, etc., to do with them as the court may see fit. A third suggestion is that all this equipment be mashed and smashed and splashed until it bears no resemblance to anything that might be sold, leased, manufactured, supplied or installed by the Radio Corporation, proceeding under its alleged rights under the patents owned by the Corporation.

The bill names J. H. Bunnell, Inc., as co-defendant with A. H. Grebe & Co., Inc. The Bunnell concern is a distributing company, it is set forth. The bill relates that our old friend, Lee DeForest, in 1916 applied for patent rights on "Devices for Amplifying Feeble Electric Currents" and that in 1907 our old radio friend Lee came right back with application for patent rights on certain new and useful improvements in "Space Telegraphy." Letters of patent were issued to Brother DeForest in due time. Along in 1917 said DeForest sold the patents to the American

Telephone and Telegraph company.

The American Tel. and Tel. sold the whole shooting match to the Radio Corporation as late as November 9, 1922. This sale included the right to sue for recovery of damages, profits and savings. The Corporation's bill relates that there had previously been litigation over these patents and that a certain Elman B. Meyers, of California, had been whipped in a court skirmish and that one Jacob Hohenstein, of New York, also had permitted himself to get on the losing end of a temporary injunction "restraining the infringement of said claims."

The most interesting section of the bill relates that Grebe and Bunnell have been making and selling "*wireless receiving sets adapted, designed and intended for use in combination with, and useful only in combination with vacuum detector and amplifier tubes embodying and employing the inventions and improvements of said Letters Patent.*"

If the foregoing paragraph means that the Radio Corporation will try to maintain that a manufacturer has no right to build and sell a receiving set into which the purchaser is expected to screw tubes invented and improved by our aforesaid Old Friend DeForest and bought from the corner radio shop, then the radio receiving set manufacturers sure are going to sit up and take notice of the result of the Corporation's prayer.

The Radio Corporation files another bill of complaint of the same character against the same defendants, with the exception that Fritz Lowenstein and not the said DeForest, is named as the original patentee of devices now controlled by the Corporation. The bill says that Fritz "being then a citizen of the United States" was the inventor of certain useful and new improvements in "Telephone-Relays" Fritz sold his rights in this new and useful improvement to the same Telephone and Telegraph company that took over our Old Friend DeForest's devices.

The bill then relates that Robert C. Mathes became in 1916 the inventor of a "Circuit for Electron-Discharge Devices" which he soon sold to the Western Electric Company. The Western Electric Company then sold the patent rights to the several times aforesaid American Telegraph and Telephone company and the Tel. and Tel. then sold the stuff to the Radio Corporation

of America. That left the Corporation in sole possession of the Mathes and Lowenstein patent rights and the Corporation wants the court to enjoin Bunnell and Grebe from making and vending apparatus which embodies or employs these inventions.

It is the contention of the Grebe company that the Radio Corporation contemplates a monopoly.

Manufacturers Organize

What is described as a tremendous step forward in the clearing of patent entanglements and manufacturer's patent problems is the announcement today of the formation of an incorporated group, termed the "Independent Radio Manufacturers," with offices at 165 Broadway New York.

In an interview, Mr. Walter Russ, of Pennie, Davis, Marvin & Edmonds, attorneys for the group, declared it to be his opinion that the incorporation of the Independent Radio Manufacturers, Inc., marks the first important step forward in the clearing of the atmosphere surrounding the many patents and counter-patents clouding the radio horizon today.

"At the request of a number of important radio manufacturing concerns," said Mr. Russ, "The Independent Radio

Manufacturers, Inc., was organized to join various radio interests into a common cause, for defense or offense in connection with the radio patent situation. Stock is held in equal shares by all the members and the cause of one becomes the cause of all.

"Of course, any action by the group is subject first to the approval of the board of directors, and it is very likely," continued Mr. Russ, "that in the event of patent dispute between members of the organization, such differences could in all probability, be arbitrated, or some other friendly settlement arrived at.

"The advantages of concerted action are not limited to the division of expense, alone," stated Mr. Russ. "For example, the radio engineering talent represented by the various members of the Independent Radio Manufacturers, Inc., is such that much more technical data on the history of various inventions and important anticipatory material is available, to the group in a manner which would be possible in no other way. This information may at any time prove invaluable to some one member in need."

When inquiry was made in regard to new members joining the group, Mr. Russ stated that many new names have been submitted to membership accepted and will, in all probability, be acted upon in the near future. Many manufacturers of radio apparatus, learning of the real advantages to the entire industry offered by the Independent Radio Manufacturers are desirous of joining.

"Hooverising Radio"--Legislation Urgently Needed

By CARL H. BUTMAN

THE extension of the regulatory powers of the Department of Commerce over radio is imperative, Secretary Hoover, who has become a sort of foster-father to radio, states in his annual report. Otherwise the development of radio art will be greatly retarded, he explains. The sudden increase of radio telephone broadcasting during the last seven months of the fiscal year from 5 to 382 transmitting stations, and the increase from about 200,000 to 1,500,000 receiving stations, resulted in so much "interference" between sending stations the Secretary of Commerce reports, that the destruction of the usefulness of this very important invention was threatened.

A conference of experts, manufacturers, and government, public and amateur representatives, which was called by Mr. Hoover in February, unanimously recommended the immediate extension of the regulatory powers of the Government and drafted a set of technical provisions for submission to Congress.

Identical radio bills were introduced in the two houses of Congress last session by Senator Kellogg and Rep. White, but they are apparently "pigeon-holed," awaiting, perhaps, the demand of the radio public itself before any action will be taken. Department of Commerce officials handling radio matters have cherished the hope that early action would be forthcoming for some time and continued to license all broadcasters every three months, while awaiting a definite law. New legislation would aid the Secretary of Commerce in enforcing the laws and bring about a more satisfactory condition for both operators and "fans," they point out. Authority for the appointment of the advisory committee of six Governmental and six outside civilian members, would assist the Secretary in reassigning definite wave lengths and in the allotment of more bands for commercial and private uses. Congressman White's bill is expected to be pushed but action is not assured this session.

Recommendations of the Radio Conference were for one exclusive Governmental broadcasting wave band, two bands for private and toll broadcasting, and four for use by

both Government and private broadcasters, which would give such transmitting stations broader scope and prevent interference to a great degree. Today only two public broadcasting waves are available, 360 and 400 meters, while the Government wave is 485, confining a

Button—Button Who's Got the Button?

THE old game of "Button, Button, Who's Got the Button?" has just been applied to radio broadcasting, and when the younger radio "fry," meet they ask each other how many radio buttons they have, the one with the greater number being the winner. Several stations now have individual buttons and many have their orders on file.

W. Dandridge Terrell, Jr., fourteen year old son of the Chief Radio Inspector, of the Department of Commerce, is the "inventor" and owner of the new radio button scheme. He is supplying broadcasting stations with identifying buttons of different colors bearing their name, call and sometimes their slogan. Distribution of the buttons is made by the stations to listeners-in who report having received their broadcasts.

Many fans are already proudly displaying the buttons of their favorite stations on their coat lapels or on banners hung on the wall over their receiving sets. Those possessing the most buttons are local champions. As new broadcasters adopt buttons, the scope of the game increases and there are more buttons added to the pennants of the receiving stations. A prize pennant is planned for the receiver securing the most buttons in a given time.

The young inventor who is a pupil in the Force School in Washington, is believed to have started something new in the way of advertising and both broadcasting stations and fans are enthusiastic over the plan. Among the first stations to adopt buttons were "WSB," the Atlanta Journal, and "WFAA" The Dallas News.

very large amount of matter broadcast by many stations to only three wave lengths, and necessitating time schedules and silent periods. The assignment of waves under these recommendations, as well as other technical problems, would devolve upon the advisory committee. It is very likely that Secretary Hoover

would secure the aid of the present Interdepartmental Radio Committee, or at least six of these technical experts as the Governmental representatives on his new committee.

Another feature planned if new legislation is secured is to make the wave band between 600 and 1,600 meters, now assigned for Governmental use, available to commercial and public stations. Details such as these, however, it is hoped will be left to the discretion of the Secretary. The art of radio is developing so rapidly as to demand constant changes and the permanent or specific designation of every wave or band of waves by law would be a hindrance.

Interference is actually far worse today than it was five months ago, when Mr. Hoover's report closed at the end of the fiscal year. Instead of there being 382 broadcasting stations on 360 and 400 meters, there were actually 565 such stations in operation on December 1, or 179 more than existed on June 30. During the fiscal year seven commercial trans-atlantic stations were placed in operation, providing for better communication with Great Britain, France, Italy, Japan, Norway, Poland and Germany. Another commercial station opened for business with Central America and plans for circuits to South America and China were also underway. In the fiscal year ending June 30, 1922, commercial land stations, excluding broadcasters, increased from 161 to 345.

Amateur station licenses increased from 10,809 to 15,504 between June 30, 1921, and June 30, 1922. In the past five months, however, 1,304 more stations have been licensed bringing the total amateur sending stations to 16,888 on December 1. The increase in amateur interest by 5,999 is gratifying to the officials of the Government, for they say, these young men constitute a reserve of trained operators, some of whom have already contributed to radio art. During the war many amateurs were found to be superior to the average commercial operator in resourcefulness and technical knowledge.

The necessity of an international conference on radio communication for the adjustment of international

(Continued on page 28.)

With the Radio Trade

Courts Sustain Injunction

The Appellate Division of the Supreme Court of the State of New York has recently confirmed the lower court's decision granting an injunction to the Freed-Eisemann Radio Corporation in their suit against the Wireless Specialty Apparatus Co. The injunction was sought to prevent the Wireless Specialty Apparatus Company from advertising and circularizing certain statements made in regard to radio patents.

This decision has a very important bearing, and is the first step in the solution of a great many patent tangles resulting from the sudden growth of this latest "infant" industry.

Interesting developments are now expected as a result of this decision, in connection with the claim of Freed Eisemann Radio Corporation for \$150,000 damages, alleged to have been suffered by them as a result of the patent warning advertisements inserted in various papers, and in restraint of which the injunction was granted.

Let's Name It "Radio!"

With nearly every new development of great popular interest there comes an era of using the new name for practically anything—and so a literal flood of articles have been christened "Radio." Some objects are aptly named, but many of them have nothing to do with the art or practice of wireless telegraphy or telephony.

Twenty-four articles use the single word "Radio" as a trade mark, according to the Patent Office records, and more applications are on file. The first use appears to have been in connection with a chemical compound registered by John B. Daniels on August 23, 1904, about six years before the Navy adapted the word to wireless telegraphy.

In 1911 the word "Radio" was registered as a trade mark for a make of hot-air fans and also a brand of varnish and paint. The type and design of the letters in the word of course were different, and sometimes the background varied. In 1913 and 1914, "Radio" was employed to designate certain forms of chemicals, medicines, insecticides, leather, threads and yarns, and furniture polish.

What was probably the first registration of this trade word for an electrical contrivance was taken out for electrical batteries and apparatus early in 1915. A little later came a type of "Radio" ball bearing, and in 1918 the "Radio" golf ball was trade marked. A non-intoxicating beverage took on the name in 1918, and in the next two years it was used to designate certain flower and garden seeds, auto lenses, phonographs, tires, and a brand of canned fish. The past two years saw "Radio" applied to watch charms, writing paper, skirt braid, playing cards, cigarettes and dyes.

It was March 14, 1922, before a piece of wireless apparatus was trade marked with "Radio," although before then it had been combined with other words to designate many things. Silk, pens, tonics, a magazine, and tea had been branded with the mystic letters. Both "radiofone" and "radiophone" were used in 1920, and 1922 came "super-Radio" and "Radio Rex."

Many articles bear the name which seem not to be trade marked, among them the recently advertised "Radio Boot," "on and off in a flash," and radio overcoat, with weather resisting qualities has also appeared. The other day the name was assigned to a ship, which curiously carries no wireless apparatus. In the field of sport the name has been appended to a race horse and "wireless," another horse is also pretty well known. Apparently "Radio" is a popular name, taken by and large, for use in any field, but there are those who would like to see to see it confined to matters connected, at least, with the art.

Pittsburgh's Show

A sparkling, scintillating electric fountain, a complete electric home, a wedding by radio, and the hall jammed with thousands of people, other thousands being turned away at the door, all contributed to making the recent electrical exposition, held under the auspices of the Electric League of Pittsburgh, a complete success. It was stated by electrical men that this show was one of the best ever attempted in the United States. During the week that it was held, the main topic of conversation in Pittsburgh and vicinity was the electric show and everyone, not seeing it, was made to feel that a great deal was missed.

The indescribably beautiful electrical fountain, designed by W. D'Arcy Ryan, was one of the world's most dazzling lighting effects. Myriads of multi-colored spectra flashed about the hall, the central water spout shot up with a rush, and the 20,000 jewels flashed, glittered and sparkled from the central beams of sixteen powerful searchlights and a multitude of smaller lights.

The \$40,000 house, completely erected in ten days, with real grass growing in an iron-fenced lawn outside, was something that is not ordinarily seen indoors. The house consisted of five rooms, a bath and a reception hall, each perfectly equipped, with all the latest in furnishings and every conceivable electrical appliance. The house was broken in two so that the crowds could walk between it and so have an unobstructed view into the rooms.

Radiophone loud speakers were stationed at strategic points about the hall and the address of A. W. Thompson, president, Philadelphia Company; E. M. Herr, president, Westinghouse Electric & Manufacturing Company; A. M. Lynn, president, West Penn Power Company;

K. I. McCahill, president, Pittsburgh Harmony, Butler and New Castle Railroad. W. M. Furey, president, Pittsburgh Chamber of Commerce, could be heard and, at the same time, by reason of their speaking from a glass booth in the hall, the speakers could be seen by all attending the show. The words of these men were transmitted to the Westinghouse Radio Station, KDKA, at East Pittsburgh from where they were broadcast. A wedding was held in this booth and that night over 5,000 persons were turned away from the door.

Lighthouse Keepers' Club

Several men in the Lighthouse Bureau at Washington have been dabbling with radiotelephone receiving sets, and it has occurred to them that their experience would be valuable to keepers and other members of the service who would like to enjoy the pleasures of the radio concerts. Therefore, they propose to organize a radio club among the amateur "fans" of the service. The initiation fee will be a postal or letter stating approval of the scheme and a desire to be enrolled as a member. The dues will be a word or two from time to time telling of difficulties encountered, results secured, or asking information.

A space in the Lighthouse Service Bulletin will be reserved for answers to questions and interesting information as will enable them to construct their own sets or improve those they already have and to conduct a clearing house for new ideas. Articles will appear from time to time on different phases of the subject. Charles C. Brush is in charge of the plan.


Government List Ready

"Amateur Radio Stations of the United States, edition of June 30, 1922," is ready for distribution according to the Department of Commerce. Applications should be made to the Superintendent of Documents, Government Printing Office, the price is twenty-five cents. The publication contains 300 pages and records 15,504 amateurs licensed up to June 30, 1922, their calls, address and power together with special licenses issued to training schools and experimenters.

6,500 Mile Record

An unusual combination of atmospheric conditions is believed to have made possible a radio feat recently reported. According to the report the wireless station at Eastevan, 150 miles southwest of Victoria, B. C., on Sept. 21 spoke to an operator at Raratonga, N. Z., 6,500 miles away.

THOUGHT WAVES FROM THE EDITORIAL TOWER



Owing to mechanical difficulties it is necessary to combine the January and February issues of Radio Age in this issue. Schedules in both the subscription and advertising departments will be adjusted accordingly so that subscribers or advertisers shall receive full value on all contracts.

SHALL broadcasting be controlled by the few? It is a question exactly as big as radio. There is sufficient evidence that the Westinghouse Electric and Manufacturing Company, associated with the Radio Corporation of America, would like to eliminate all broadcasting stations not owned or controlled by the Westinghouse interests. The argument of General James G. Harbord, published elsewhere in this issue, is that if wave lengths and locations of stations were properly allocated there would be room for only forty-six big broadcasting stations in the United States. It is General Harbord's view that by decreasing the number of stations from about six hundred to forty-six stations, interference would be eliminated, programs would be of more excellent quality and "the greatest good to the greatest number" would be accomplished. Similar views have been expressed by officers of the Westinghouse Company, notably by Mr. Davis.

But in the motive of the Radio Big Four (General Electric Company, United Fruit Company, Westinghouse Companies and the American Telegraph and Telephone Company) altogether altruistic? Is there a perfectly natural hope in the heart that, with broadcasting under their control, these giant corporations could vastly increase the sale of their Radio Corporation apparatus?

Secretary Hoover, of the Department of Commerce, is among those who predict that owners of receiving sets in the United States will soon number millions. Do our radio citizens want the vast influence, soon to be exerted on our social and economic life by radio communication, controlled by a group of corporations?

Is not radio broadcasting, with its direct contact with all the people, best left in the control of individual companies, of various political, sectional and business perferments? Is not radio broadcasting to have

the same American freedom as has the daily newspaper?

It is argued that independent broadcasters cannot go on supporting stations at an expense of from \$25,000 to \$50,000 a year. Many of them are in a position to do so and as long as they are willing to pay the fiddler who has the right to stop their dance?

We would like to see broadcasting conducted on a free-for-all enthusiastically competitive basis, of course with reasonable government restrictions as to interference, and as to character of broadcast programs.

Our broadcasting is all right; our broadcasters are all right. The radio fans will testify to it. What radio needs now is some action in Washington to end the present impossible wave-length overlapping, thereby giving broadcasters and fans the use of the air—to which they are entitled.

And if radio communication is to be monopolized let us at least make it a government monopoly. Wireless is too universal in its

appeal, in its possibilities for good, in its power to reach the masses to pass from the possessive control of the American people.

RADIO is beginning to find its place in crime detection and tracing of fugitives. It was obvious from the start of broadcasting that the use of wireless could not fail to be of benefit to the police of cities and law enforcers generally.

A striking example of the use of radio in this way is presented by the search for the robbers who got away with \$200,000 from a federal reserve truck in Denver in front of the United States mint. Serial numbers of the bank notes stolen were at once broadcast by Denver stations and the whole country was instantly apprised of the description of the loot and of the robbers.

With a million and half persons listening in it is difficult to conceive of a more effective way of hampering a criminal's flight and making it difficult for him to dispose of his plunder. When the final chapter of this Denver robbery is written we predict that it will be found that crystal detectors or vacuum tubes had a good deal to do with the solution of it.

FRANK D. PEARNE, technical editor of Radio Age, has received the following letter which is published in the belief that some reader may want to lend a radio hand to the convicts at the state penitentiary at Joliet, Ill.:

"My dear Mr. Pearne:

"Noticing your articles from time to time on "Radio," I have intended to write you with reference to getting information, etc., as to a receiving set. I am therefore taking that liberty now.

"I have been on the State Honor Farm for over two years now, and that occasions this letter. There are on the average, one hundred and twenty-five men here. We are two and a half miles west of

Lockport and about forty miles from Chicago. Being short on entertainment, if there is any way we can install the equipment for a receiving set so that we could have the benefit of the fine concerts, lectures, as well as many other things coming over the air, it would be a great boon to us.

"I would like to get you interested for it is a worthy cause, so to speak—and to have you give us advice, and if agreeable, lend your aid, so we could get the proper equipment at as low a price as possible.

"Under the present administration of affairs here, with Acting Warden John L. Whitman in charge, everything possible is being done to have the men realize that they *are* men, and that they *are* expected to go out and prove it by making good. It is easy to see therefore, what *great* good a radio set would do here.

"We have a dining hall, about 16x50, where the apparatus could be placed so the concerts, etc. could be heard. We have electricity, power furnished by the Sanitary District. Just what information you would want before giving us suggestions, as to what we would need, I do not know, but if you will give us an idea as to about what would be necessary, its probable cost, etc., I will be grateful."

Bank Operates Giant Radio

The most powerful radio broadcasting station on the Pacific Coast—and one of the most powerful in the United States—is now "on the air" in regular service on "Telegraph Hill," San Francisco.

The station—officially known as KFDB—was established by the Mercantile Trust Company of California, and is the first in the West to be built, owned and operated by a bank.

KFDB has a sufficient range to reach all points west of the Rocky Mountains. It is broadcasting every day (Sunday excepted) commercial, financial and agricultural information between the hours of 10 and 11 a. m., 2 to 3 p. m., with a musical program between 9 and 10 p. m.

The first attempt at broadcasting from the KFDB station—made in August—developed an interesting problem in radio engineering. The power was supplied direct from a 2,000 volt generator, but the commutator hum of the generator prevented satisfactory radio reception.

To eliminate this disturbing noise, it was decided to install a 2,000 volt 20 ampere hour storage battery, and use the generator for recharging the battery in series. The Philadelphia Storage Battery Company supplied 333 Philco Radio "A" Batteries for the purpose and regular broadcasting was started on November 1.

Broadcaster Saves \$56,000

ONE broadcasting station has been issuing for some months its weekly program to 30,000 "listeners-in." This has been mailed at great expense. The station has decided not to continue this method and we publish a letter the station issued a month ago, eliminating the name of the station for the reason that we have not received permission to use it. The letter comes to us from a fan who says the decision is "somewhat of a calamity," as having the program at hand assists in identifying the station.

The broadcaster's letter follows:
"Dear Friend:

"This station has been vitally interested in the constructive side of radio transmitting. With this issue before us we are going to change one thing to better develop the other.

"We have been publishing a weekly program; our mailing list on this program has now passed the thirty thousand mark. We estimate that if continued, it would cost us fifty-six thousand dollars per year to print, addressograph, and mail this program. This overhead expense in no manner improves the character or quality of our broadcast program, which is really 'the constructive side of radio transmitting.'

"You do not listen in on the printed leaflet. It merely gives you the names of persons, selections, hours of broadcasting, etc. We believe there is a better way, at a very great saving to us, allowing us to put this saving into better radio transmitting, which is again 'the constructive side of radio transmitting.'

"The station issues a weekly newspaper advance program sheet which is mailed the newspapers free. If your newspaper prints this daily or weekly, you get the names, numbers and hours just as well as though we sent it to you individually. A one-cent stamp takes it to the newspaper; the newspaper passes it on to thousands of listeners at no further expense to anyone, whereas it now costs four cents each week to reach each person in the thirty thousand. In order to get 'the constructive side of radio transmitting' to all the listeners in your territory, we ask that you make it your individual duty to cooperate with us on this change, thus saving us a tremendous expense and accomplishing the same end in another way. It will be put to you to see that your newspaper is placed on our newspaper program mailing list. It will also be up to you to see that this program is being published daily or weekly for the benefit of yourself and everyone interested, in your territory. The amount of public demand for this service will determine your newspaper's willingness to give space for the purpose. The cooperation of yourself and other listeners in your district with the newspapers in your locality is therefore necessary

"For reasons which are obvious, it will be necessary that the request to be placed on this list must come from the newspaper direct.

"This station will continue with the

very best programs, ever striving to improve the quality of its service to the public. It is obvious that the elimination of this one overhead expense and concentration of our savings and efforts upon the quality of our broadcast programs can only result in the improvement of that product.

"Your correspondence is solicited, now as before. Your criticisms, suggestions, and advice have helped us materially in placing our station acehigh among the broadcasting stations of the country. We need your further cooperation to further improve our service.

Very sincerely yours,

"P. S.—The program enclosed herewith will be the last copy issued to individual listeners."

Organ Recitals

Through the courtesy of the Estey Organ Company, the Radio Corporation-Westinghouse station, WJZ, Newark, N. J., has arranged to broadcast organ recitals at least twice a week during the coming winter.

The organ, because of its extreme purity of tone and great versatility, has always been the most popular of musical instruments, and the radio audience has voiced its approval of the recitals now being broadcasted by several of the larger stations. Unfortunately, however, the average organ is not well adapted for radio purposes. For both structural and artistic reasons, it is installed in several different sections; and though the player can produce beautiful effects for his immediate audience by the appropriate use of these different sections, the variation in the volume of sound is too extreme to be entirely satisfactory to the radio audience.

The engineers of WJZ studied all of the available organs with this fact in view and were delighted to find in the great Estey organ, installed in the general offices of the company at 11 West 49th Street, New York City, one that was not only of the highest musical excellence but that also seemed especially designed for radio purposes. In this organ, the sound chambers are so arranged that all of the tone emerges from a single point, regardless of which banks of pipes are being played. This greatly simplifies the transmitting problem and permits every sound intensity to be caught at its true relative value by the microphone.

An unusual feature broadcast by WJAX, the radio station of the Union Trust Company, Cleveland, was the organ recital by Edwin Arthur Kraft, at the new Cleveland Public Auditorium on Tuesday evening, November 28.

This program was of especial interest to radio fans because of the unusual character of the organ upon which the recital was played. The Cleveland Public Auditorium organ is the largest in volume of any organ in the world and has been the cause of much interest upon the part of musicians as well as much curiosity upon the part of the public. The organ was designed and built by the Skinner Organ Company of Boston, Mass.

The Monthly Service Bulletin of the
NATIONAL BROADCASTERS' LEAGUE

Solely by, of and for Radio Broadcasting Station Owners

George S. Walker
Western Radio Corporation
Denver, Col.
President

Arthur E. Ford, E. E.
State University of Iowa
First Vice President

W. J. Baldwin, W S Y
Alabama Power Co.
Birmingham, Ala.
Second Vice President

Frederick A. Smith
Garrick Building,
Chicago
Secretary

Founded to promote the best interest of Radio Broadcasting stations in the United States and Canada.

Executive Offices, Garrick Building, Chicago, Ill.

DIRECTORS:

T. B. Hatfield, W O H
President Hatfield Electric Co.
Indianapolis, Ind.

S. W. Place, W B A G
Radio Engineer,
Diamond State Fibre Co.
Bridgeport, Pa.

T. W. Findley, W L A G
President and Genl. Mgr
Findley Electric Co.
Minneapolis, Minn.

Stanley O. Need, W G A H
The New Haven Electric Co.
New Haven, Conn.

Earle C. Anthony, K F I
Earle C. Anthony, Inc.
Los Angeles, Cal.

Howard E. Campbell, W W J
The Detroit News,
Detroit, Mich.

A. J. Westland, W W L
Physics Dept., Loyola University
New Orleans, La.

J. Elliott Jenkins, W D A P
Midwest Radio Central, Inc.
Drake Hotel, Chicago, Ill.

H. A. Trask, K S D
St. Louis Post Dispatch
St. Louis, Mo.

Frank W. Elliott, W O C
Palmer School of Chiropractic
Davenport, Ia.

President George S. Walker, of the National Broadcasters' League, sent out a call for a convention of the league to take place on January 16, but notices were mailed later informing broadcasters that the meeting had been deferred because of the postponement of the Second National Radio Exposition which was to have been held in Chicago from the 13th to the 20th of January.

It was felt that if a meeting were called during the show many broadcasters could be present as attendants at both functions. A meeting will be held at a later date, and information concerning it will be forwarded to the membership at the earliest moment after the date is set.

New members of the League since the last issue are reported as follows:

Kelley-Duluth Company, Duluth, Minn.; Lennig Bros. & Co., Ninth and Spring Garden streets, Philadelphia, Pa.; Gene Huse, Norfolk Daily News, Norfolk, Neb.; Standard Radio Equipment Co., Fort Dodge, Iowa; D. W. May, Inc., 375 Central Ave., Newark, N. J.; H. J. Paar, 144 Second Avenue, East, Cedar Rapids, Ia.; Chicago Daily News, Chicago, Ill.; Fort Worth Star Telegram, Fort Worth, Texas.

As we were going to press others were coming in through the mail and will be mentioned in the February issue. All these new members are interested in the possibilities of concerted action.

The Secretary has received a letter from the Radio Broadcasting Society of America, in which the following word of cheer is included:

"We are pleased to see that a good, live Broadcasters' League is being developed in the Middle West and wish you all success."

The Copyright "Hold-up"

THE Secretary of the League has received numerous communications regarding the demand of the American Society of Composers, Authors and Publishers, that the owners of copyrighted music be paid a fee by those who broadcast their music, literature and songs.

The majority of broadcasters appear to believe that the American Society of C. A. and P. is out to gouge the broadcaster. At a recent conference in New York, details of which are found elsewhere in this number, the A. S. C. A. P. was plainly told that its demands would not be met by some of the more important broadcasting interests.

Among those who have been discussing the question with the A. S. C. A. P. is Mr. George S. Walker, President of the National Broadcasters' League. Following is a portion of a letter which Mr. Walker addressed to the society in response to the society's elaborate questionnaire:

"The broadcasting of popular song and instrumental music, and reference to same by the broadcasters in naming the music house having these records and music on sale, undoubtedly has gone a long way toward increasing the sales of said sheet music, and records, and in this your society has undoubtedly benefited. You should remember that when a song or instrumental piece is broadcasted, no one can make use of it other than to hear it, and we cannot see for the life of us how your rights under the copyright law are infringed or abridged in any manner. However, as we are neither lawyer, son of a lawyer, or even a relative of a lawyer, we do not assume to say that your lawyers are wrong in their legal opinions. But we do believe that common business horse sense ought to be applied in this

situation. We all are trying to recover from the effects of the war; business for none of us is what we would like it to be, and for one concern, set of men or association to deliberately carry out a plan that not only will wreck another industry, but at the same time seriously injure their own, is beyond us.

"However, law is law, and if you have it on your side, it gives you the right and power to drive, and if you elect to drive (broadcasters out of business), then all we can do is submit, take our loss in broadcasting investment and let it go at that. It will be all in a day's work. The results, if unsatisfactory to your interests in the long run, cannot be laid at our door.

"It seems to us that another way out could be found by you, and we venture the suggestion that you could require broadcasting stations to announce the name of the publisher, song writer, composer, etc., before or after the broadcasting of each number, and I believe all broadcasters would be glad to do this; whereas, I think you will find, generally speaking that the broadcasters will resent this present plan of yours as being an attempted holdup, even though it should be shown that you have a legal right to charge for the privilege of using copyrighted pieces.

"In writing as we have we sought to help you rather than antagonize you, and no matter what slant this whole affair may take, we sincerely hope we will retain your friendship, as I wish to assure you now that you have ours."

Important Meeting

THE National Broadcasters' League will be represented at a conference arranged by the Bureau of Standards, United States Department of Commerce, to be held in the Engineering Societies Building, 29 West Thirty-

ninth, New York, on January 12. The purpose of the conference is to discuss the questions:

(1) Shall a formulation of standards for radio apparatus and service (especially broadcasting) be made?

(2) What type of standardization should be initiated; thus what general classes of apparatus or service, or what specific parts should be considered most important to include in such standardization?

As to classes of apparatus: Transmitting apparatus—Complete sets, Parts; Receiving apparatus—Complete sets, Parts (See Appendix I).

As to classes of service: Broadcasting—Primary—radio telegraph, Local—radio telephone; Ship and shore; Aircraft; Point-to-point—Overland, Transoceanic; Amateur; Line radio—On telephone lines, On power-distribution systems.

(3) What features should be covered in formulating standards for radio apparatus?

a. Methods of rating; b. Methods of testing; c. Dimensional standardization—(1) For electrical interchangeability, (2) For mechanical and dimensional uniformity; d. Specifications for general requirements; e. Specifications for purchase; f. Specifications for safety.

(4) Should steps be taken to provide testing facilities?

(5) What procedure shall be recommended for carrying out the conclusions reached by this conference?

(6) What general recommendations should be made to a continuing committee should such a committee be established?

(7) What consideration should be given to related lines of activity?(e. g., standardization of terms and symbols).

Among the organizations which have been invited to attend the conference are the following:

Aeronautical Chamber of Commerce; American Electric Railway Association; American Engineering Standards Committee; American Institute of Electrical Engineers; American Radio Relay League; American Railway Association; American Physical Society; American Telephone & Telegraph Co.; American Society for Testing Materials; American Steamship Owners' Association; Association of Edison Illuminating Companies; Association of Railway Electrical Engineers; Association of Railway and Public Utilities Commissions; Bakelite Corporation; Boy Scouts of America; Chamber of Commerce of U. S.; Charles Williams Stores; Electrical Manufacturers Council—Electrical Manufacturers Club, Electric Power Club, Associated Manufacturers of Electrical Supplies, Radio Apparatus Section; Electrical Supply Jobbers Association; Electrical Testing Laboratories; Federal Specifications Board; Federal Telegraph Co.; General Radio Co.; Institute of Radio Engineers; International Association of Municipal Electricians, Kresge Co., S. S.; Manufacturers Aircraft Association; Montgomery Ward & Co.; National Association of Electrical Contractors and Dealers; National Association

OWNERS of broadcasting station owners who have not yet joined the National Broadcasters' League, may do so by sending their check for the annual membership fee of \$10 to Frederick Smith, Secretary, Garrick Building, Chicago.

Membership will entitle broadcasters to periodical information as to developments in connection with broadcasting, intelligence as to steps taken to eliminate the present almost disastrous interference and news of events in any part of the country affecting broadcasting and broadcasting interests. Also members will receive the official organ of the League for one year.

This nominal fee is required for the cost of issuing circulars and handling the large volume of correspondence. You will find it useful to be associated directly with this clearing house for broadcasting information, which is also a protective institution, offensive and defensive.

tion of Electrical Inspectors; National Electric Light Association; National Fire Protection Association; National Radio Chamber of Commerce; National Research Council; National Retail Dry Goods Association; New York State Conference of Mayors; Pacific Radio Trade Association; Radio Corporation of America; Sears, Roebuck & Co.; Society for Electrical Development; Tropical Radio Telegraph Co.; Underwriters' Laboratories; U. S. Department of Agriculture; U. S. Department of Commerce; U. S. Navy Department; U. S. Post Office Department; U. S. Shipping Board; U. S. Treasury Department; U. S. War Department; U. S. Independent Telephone Association; Western Association of Electrical Inspectors; Woolworth, F. W. & Co.

Comprehensive report of the action taken at this conference will be published in the bulletin of the National Broadcasters' League in the February number of Radio Age. This is likely to be the most important radio conference since the sessions of last Spring, which also were held under the auspices of the Department of Commerce.

The Missouri Plan

Recognizing the need for eliminating interferences and duplications of radio-telephone transmission in this territory, the Missouri Broadcasters' Association has been organized, with Jewell Mayes of Jefferson City as President and Leo Fitzpatrick of Kansas City as Secretary. U. S. Radio Inspector E. R. Bean of the Department of Commerce was present and legalized the new schedules, which went into effect on the morning of November 27, 1922, leaving each station free of interference from other Missouri stations.

The "Missouri Broadcasters' Association" schedules are as follows, 485 meters being used except when otherwise indicated:

The forenoon schedule for each day of the week except Sunday, from eight to 12 o'clock noon, has each period of each hour divided in the same way, namely:

The first 15 minutes of each forenoon hour, WOS, the State Marketing Bureau of the Missouri State Board of Agriculture of Jefferson City; for example, from 8:00 to 8:15.

The next 10 minutes, WMAJ, Kansas City Drivers Telegram; for example, from 8:15 to 8:25.

The next 15 minutes, WHB, Sweeney Automobile School of Kansas City; for example, 8:25 to 8:40.

The next 10 minutes, KSD, St. Louis Post-Dispatch; for example, 8:40 to 8:50, KSD as yet does not start until 9:40.

The next 10 minutes, WOQ, Western Radio Company of Kansas City; for example, from 8:50 to 9:00.

WDAF, the Kansas City Star, is not in the air before noon.

During the noon hour the schedule is the same as before noon, excepting that WHB will be in the air on 485 meters only from 12:25 to 12:35, going then to 400 meters for the balance of hour. WOQ and KSD have from 12:35 to 1:00 for use on 485 meters as they may see fit.

From 1:00 to 2:00 p. m., the schedule runs the same excepting that WOQ is out of the air and WHB sends from 1:25 to 1:40 and 1:50 to 2:00.

At 2 o'clock WOS begins with its usual 15 minutes. WMAJ has the next 15 minutes until 2:30. WHB will be on 400 meters during this hour WOQ is on 485 meters from 2:30 to 3:00.

3:00 to 4:00 p. m.—WHB, 3 to 3:30; WDAF on 400 meters 3:30 to 4:30.

4:00 to 5:00 p. m.—KSD, the St. Louis Post-Dispatch.

5:00 to 6:00 p. m.—WOS, Jefferson City.

6:00 to 7:00 p. m.—WDF, the Star.

7:00 to 8:00 p. m.—Western Radio Company WOQ on 485 and Sweeney's WHB on 400 meters.

By an agreed arrangement between the Kansas City broadcasters, the division of time from 12:00 to 3:00 will be varied somewhat on Saturday only.

The night programs of all Missouri stations remain the same as formerly. On Monday, Wednesday and Friday nights WDAF broadcasts on 400 meters and WOS on 360, both beginning at 8 o'clock. WHB broadcasts on 400, Tuesday and Thursday nights, from 8 to 10:30. KSD, each week night, 400 meters, beginning at 8:00. WOQ, Saturday night, 8 to 9, 360 meters.

Sunday—WOQ, 11:00 to 12:00 and 7 to 7:30; WDAF, 4 to 5; WHB, 8:00; WOQ on 360; WDAF and WHB on 400 meters.

Does not this re-arrangement of schedules, eliminating practically all interferences among all Missouri broadcasting stations, make the average receiving set in a Missouri farm home or office worth at least twice as much as it was under the old jangling conflict of radio transmission?

From Missouri State Marketing Association, Bulletin.

Pick-Up Records by Our Readers

Some Crystal Records

A typographical error in the November issue of Radio Age made it appear that George C. Haseltine has picked up a station 6,000 miles distant with a crystal set. The distance, of course, should have been 600 miles. However the mistake was more or less of a blessing in disguise. It served to prove that Radio Age has a strong following, for Mr. Haseltine has been flooded with correspondence about the "6,000-mile" performance until he is tired of trying to tell the eager fans how come.

Mr. Haseltine writes the following which will interest all devotees of the crystal:

Fort Stockton, Texas, Dec. 12, 1922.
Editor, Radio Age,
64 West Randolph St., Chicago.

Dear Sir:

In your letter of the 4th inst., you indicated that you would appreciate any more records of long distance reception with a crystal receiver.

Here are a few amateur spark stations that I have heard working this season, using a small loose coupler and the regular crystal hook-up.

Call	Location	Miles Distance	Date
9 DSD	E. Hutchinson, Kas.	573	Nov. 10
9 AQE	Eldorado, Kans.	592	Nov. 7
9 RR	Lawrence, Kans.	703	Dec. 11
9 BMN	Sedalia, Mo.	777	Oct. 28
9 AOJ	Columbia, Mo.	814	Dec. 11
9 NC	*University City, Mo.		Dec. 11
9 MC	Roodhouse, Ill.	823	Nov. 1
9 DAY	Canton, Ill.	999	Dec. 11
9 KY	Polo, Ill.	1073	Dec. 11
9 BM	Chicago, Ill.	1147	Nov. 8

*(Not on map.)

It is not the hook-up that makes this possible, for I use nothing but the regular crystal hook-up such as every one knows, (or should know).

It is partly owing to my isolated situation, no interference from trees, buildings, mountains, etc., a well insulated aerial and lead in, with all connections soldered, a first class ground, and using a small loose coupler, properly wound.

It is an error to put too much wire on the primary; I bring in 200 meter stations with only the first 9 or 10 turns of the primary, and 600 meter ships with 21 to 24 turns.

No one can expect to good long distance work with cheap phones and poor crystal. I use _____ phones, or _____

Very truly,
GEO. C. HASELTINE.

Reinartz Excels

Dear Sir:

Some time ago I built a Reinartz set as outlined by you with the exception of using a 43 plate and 23 plate variable condenser instead of 23 and 11 plate, as per your hook up.

Have two steps of amplification and I want to state that I am getting wonderful results with this set.

Have had set in operation for about two months and have brought in some forty different stations.

I would not exchange a Reinartz for a dozen vario-coupler, variometer hook ups.

On Monday, November 13, 1922, brought in the following stations which I claim is some record: WAAF, Chicago; WBU, Chicago; WGY, Schenectady, N. Y.; WEA, New York, N. Y.; WJZ, Newark, N. J.; KDKA, E. Pittsburgh, Pa.; WGM, Atlanta, Ga.; WSB, Atlanta, Ga.; WWJ, Detroit, Mich.; WCX, Detroit, Mich.; WHB, Kansas City; WGAF, Kansas City, Mo.; KSD, St. Louis, Mo.; WBAP, Star Telegram, Ft. Worth, Texas; WOC, Davenport, Iowa; WLW, Cincinnati, Ohio; WHAS, Louisville, Ky.; WLAP, Louisville, Ky.; WDAP, Chicago; WGAS, Chicago; WMAQ, Chicago; XYW, Chicago.

This list of stations was brought in from 3:30 p. m. to midnight notwithstanding the fact that we received the entire opera "Aida." Would like to have some vario-coupler, variometer "bugs" shoot at this record.

The aerial used in this test is but 7 feet from ground at one end and 20 feet high on other end (which is bad in end).

Sincerely,
W. G. LEHR,
6842 So. Ada St.,
Chicago, Ill.

Hawaii Gets Detroit

A distance record for the reception of a complete program of radio entertainment was established between the Detroit News broadcasting station, WWJ, and the postmaster of Wailuku, Hawaii, November 23.

On that night The Detroit News Orchestra, which was the first radio orchestra in the world, played "Three O'clock in the Morning" in the studio in the News Building at about midnight, and was heard "clearly and distinctly" in the Hawaiian Islands at about 6:30. The sun is that slow between the two points. The distance is figured at approximately 4,400 miles. It would take sound of a cannon five hours and forty-one minutes to travel from Detroit to Hawaii without the aid of electricity—if that big a sound could be made, which is rather impossible.

But the notes of this music on the wings of radio arrived on the beach of Wailuku in about one fiftieth of a second after leaving the antenna atop The News. Thus were contested the flight of time and the extent of space.

The letter received by The News from the Hawaiian postmaster, A. F. Costa, says, "It sure was some sweet music. There were substantiating witnesses." The report from the postmaster tallies with the station log. Mr. Costa heard the whole program of the orchestra without interruption.

The distance record for a single number

of an entertainment program is claimed by Station WGY, owned by the General Electric Company at Schenectady, N. Y., on a report received from Hilo, Hawaii, which is about 4,951 miles from Schenectady, when the distance is calculated on the globe. The distance estimated by WGY on the map was 5,200, but this is subject to correction.

London, England, has heard the station at Newark, N. J., (WJZ), and a ship in the harbor at Cherbourg has heard WGY. These distances are about 3,100 miles.

The Detroit News frequently hears from ships in the Pacific—notably the Easterner, which reports that between Australia and Panama on October 13, 1922, it heard a WWJ concert and "greatly appreciated" it at a distance of 3,500 nautical miles, which is 4,030 ordinary miles.

A letter from the operator aboard the ship Easterner tells of hearing The News complete concerts three successive nights Oct. 11, 12 and 13, while en route from New York to Australia. On the last night the ship was 2,500 nautical miles southwest of Panama, in latitude 9 degrees south, longitude 112 degrees west, and a calculated great circle distance of 3,500 nautical miles from Detroit.

Renting Receivers

Relative to the article entitled "Plan to Popularize Radio," published in last month's Radio Age, Mr. E. L. Russell, proprietor of Colfax Battery Service, Colfax, Ill., writes as follows:

Dear Sir:

"In regard to your 'Plan to Popularize Radio,' I will say I think enough of it to begin asking questions. Is it not true that the big fault is in the fact that there is nothing to prevent individuals from buying cheap crystal sets outright, or, for that matter, constructing their own, and avoid paying rents? The telephone companies get their compensation for service by owning the lines. Who owns the air? Even if the local broadcaster sold every outfit used the profit would not be sufficient to buy and maintain a broadcasting outfit. Undoubtedly the idea is novel and has merit but the financial scheme looks like a joker. If it was not for the financial draw-back the plan would have been in operation here months ago and we would have written to Mr. H. Gernsback about it, instead of him writing us about it.

"The only solution I see would be to appeal to the local Chamber of Commerce or the like. So far I have not been able to find any institution around here willing to support a local short range broadcasting station."

Send \$1.00 to Radio Age, 64 W. Randolph Street, Chicago, and receive this middle-west radio periodical for six months. Regular subscription price is \$2.50 a year.

Questions and Answers

Free Special Service Department, Conducted by Frank D. Pearne

For prompt replies by mail, readers should enclose self-addressed and stamped envelope with their inquiries.

C. P. J., St. Louis, Mo.

Question: I built a Reinartz receiving set, as per your diagram in last month's Radio Age. I am not having any results with it on long distance stations. If I get any long distance stations, there is a howl or whistle in the coil or tube all the time. If I put my hand near the dials, or tuning switches, it makes the noise worse. Sometimes I can put my hand in a certain place and if I hold it there I can tune the stations in, but as soon as I move my hand, it will start to whistle. I have a two-strand aerial about 30 feet long. I have got the 23 plate condenser on the ground side, with the rotating part hooked to the ground and I have got the 43 plate on the aerial side, with the rotating part hooked to the aerial. I have got a .0005 grid condenser hooked between the grid and the coil and I am using a U. V. 200 detector tube. I am not using any amplification at all. Could this be my trouble? If I use a crystal coil in series with the aerial to the tube set, I can get pretty good results. If I do not use this coil, there is a howling noise all the time. I get KSD loud enough to hear all over the room from the phones, without the crystal coil. The crystal coil just works good on long distance stations.

Answer: I think that you can stop some of the howling by lining the back of your panel with tin foil and connecting it to the ground. You can cut away the tin foil at any place where the instruments on the panel might touch it. Nothing should come in contact with it but the ground wire. If you put your hand near the coil, the whistling would probably cease, but it should not be necessary to use the hand at all. You will find that in getting long distance stations, the rheostat of the detector tube is the most sensitive of all the adjustments. This really should be of the vernier type. I have found it impossible to get distance with these sets without turning down the filament rheostat to a much lower point than that used for local stations. Your statement about the addition of the crystal coil is interesting. This of course adds inductance to your set and would tend to show that there are not enough turns on it. The fact that you don't need the coil when getting local stations means nothing, as at close range the tuning is so broad that you could get them even though there are not enough turns on your coil, but with distance stations it is different. Here you need sharp tuning and if the wave length of the coil

was too low on account of not enough wire you would have trouble. You do not need your amplifier to bring in distance, as it will only intensify those sounds which are brought in on the detector. If you are sure your winding is correct according to the drawing, I would advise you to wind another coil, using a few more turns in the aerial and grid coils.

F. L. G., Chicago, Ill.

Question: I have been doing considerable experimenting using the Reinartz circuit described in a late issue of the Radio Age, and have obtained some wonderful results on short wave work. What I would like to know is, can I load this circuit sufficiently to get the large commercial stations, say from 5,000 meters up. If so, where is the proper place to insert the proper inductances? I am planning on using honey-comb coils. Will I need an extra coil in the feed back circuit, that is, in the 60 turn coil?

Answer: This tuner can be loaded very nicely. It is best done by adding a switch point at the beginning of the aerial coil. This is just adding one more contact which is not connected to the coil. Another extra switch contact is added on the extreme end of the grid switch, but not connected to the coil. A honey-comb coil is then connected across these two contact points, with a tap taken off about three quarters of the way from the end on the aerial switch. This tap is then connected to the ground. No additional connection is used on the plate, or tickler coil. With the two switches on these new points long wave reception can be obtained. The length of the waves so received will depend only upon the number of turns in this exterior coil. Several of these may be made, making it possible to tune in on several different wave lengths.

F. G., Pittsburgh, Pa.

Question: Can a spider web Reinartz tuner, as given in Radio Age in September, be used with a Galena Detector and W D 11 tubes (2 of them) as amplifiers with loud speaker attached? If so, what distance would this tune up to? Give hook-up, stating what batteries, kind of transformers, etc., I need. If Reinartz tuner won't work, with crystal detector and W D 11 tubes, what tuner would you recommend? I have at present a double slide tuner, with fixed condenser and Galena detector. What would the probable life of the batteries be for W D 11 tubes? If Reinartz tuner works, with W D 11 tubes, would it improve it to have a W D 11 tube before the Galena detector, as well as the 2 after? I am told that the W D 11 tubes give a smoother tone

than the regular vacuum tubes. Is that so?

Answer: The Reinartz tuner can be used for this purpose, but I would advise the use of the long distance crystal set described elsewhere in this issue. The volume will not be so great as would be obtained with the larger tubes but it could be used with a loud speaker. The wave length could be anything you want, depending upon the number of turns on the vario-coupler, and the distance might be anything up to 100 miles, or more. By putting one of these tubes ahead of the crystal, greater distance could be brought in. The W D 11 tubes do give a very smooth reception and many users say that they are much better than the larger tubes for detectors, but as amplifiers, they work well, but do not have the volume of the larger tubes. One dry cell will run a tube of this kind for about three months if used for one hour every day. If you use three tubes, three cells connected in parallel would run them for the same length of time.

W. S. J., Quincy, Ill.

Question: I am much interested in the Armstrong super-regenerative circuit built by Mr. Paul B. Coats, as described in the September number of Radio Age. I have had but little experience in building sets and fear the chances for success would be very small, unless I had the assistance showing the arrangement of instruments on panel, etc. Could you give me a sketch of same? The circuit looks very simple on paper, but I learn from wise heads that such is not the case with anything super-regenerative. Would it be feasible to build the circuit with unit panels, such as Sears Roebuck & Co., adding the extra condensers, etc.?

Answer: I am very sorry that I have no panel layout for the Armstrong super-regenerative set which you mention. There are some two or three dozen of these circuits out, and the panels for each one would have to be different. I am sure, however, that if you would write to Mr. Coats, he would oblige you with a sketch of the panel which he is using. His address is 336 W. 47th St., Chicago, Ill. Very few amateurs have been able to make this circuit function, or very few experts for that matter, and those who have done so, say that there are many other circuits which are better for receiving distance than the Armstrong super. The panel arrangement which you mention, would be a very good idea, as it would enable you to try out many different circuits by changing the units about.

Send \$1.00 to Radio Age, 64 W. Randolph Street, Chicago, and receive this middle-west radio periodical for six months. Regular subscription price is \$2.50 a year.

Interference Causes Lawsuit

THE question as to whether or not one may use the air and space as provided by the Maker of the universe in a free and untrammelled way is to be decided at an early session of the Livingston county (Ill.) circuit court.

The question as to whether any one person has more liberty in the use of the ether of space has been brought in the case of Edward McWilliams, a resident of Dwight, against Wiley Bergman, also a resident of Dwight, and both ardent amateur radio fans. The case is the first one heard of in the state of Illinois and possibly the first of the amateur sort in the United States.

In his bill as filed Mr. McWilliams sets forth the fact that he is interested in radio and has had his residence property in Dwight equipped with wires and apparatus necessary to receive the messages and information sent out by the various radio sending stations of considerable size and in any considerable part of the United States, which apparatus cost him a considerable sum, to-wit \$500.

He also states that in Dwight, which is a town of about 2,000 population, there are from fifteen to twenty receiving outfits similar to his own. He states further that he has made a considerable study of radio and receives much enjoyment and pleasure from receiving of market reports, items of current news, concerts and programs which are sent out by the radio sending stations.

The bill then states that one Wiley Bergman, who is also a resident of Dwight, has established a radio sending apparatus and station of great power; that he is not engaged in any business which calls for the sending of messages and communications by radio and does not send messages to any profit to himself.

The bill states further that whenever Bergman's apparatus is in operation in the sending of messages that it interferes with the receiving apparatus of Mr. McWilliams and with the radio apparatus of other residents of Dwight and that their outfits are wholly useless and ineffective regardless of the skill with which they are operated and that Bergman will not and does not confine himself to any regular hours or times for operating his sending apparatus, but starts and operates it at times and hours when he well knows that the other owners of radio outfits in Dwight are receiving concerts, programs, market reports

from sending stations in larger cities and that Bergman well knows that the sending stations in Chicago, Davenport, St. Louis, Atlanta and other cities have programs announced in advance to be broadcast each day and well knows that persons in Dwight are enjoying them and that he does not regard the right of the plaintiff and other persons in receiving these programs but frequently interferes with them and renders them wholly useless.

The bill sets forth that on November 7, election day, that while the plaintiff was receiving the election returns that his apparatus was rendered useless because of the fact that Bergman by reason of his disregard of the rights of the plaintiff so used his sending apparatus that the receiving of the election returns was interfered with and stopped for more than six times in the one day.

The bill states that because of the great development of the radio that a sending station should be so operated and controlled that it will not necessarily make useless the apparatus owned by the various receivers. The bill also states that it is really possible for Bergman to use his sending apparatus at times each day when it will not seriously annoy and inconvenience the plaintiff and the other residents of Dwight in the use and enjoyment by them of their receiving apparatus.

Mr. McWilliams, in his bill, asks that Bergman may be enjoined and restrained from using his radio sending apparatus as to interfere with the rights of the plaintiff to the reasonable use, enjoyment and benefit of his radio receiving apparatus, and so using his sending outfit as to render useless and of small value the receiving outfit, and from so using his sending outfit as to unnecessarily and unreasonably depreciate the value of the plaintiff's property and from using his radio sending outfit at such hours of the day as he well knows are daily used, by the sending stations in the larger cities for the broadcasting of their programs and which he well knows are being received by the plaintiff and other citizens of Dwight. Mr. McWilliams also asks that the right of himself and the rights of the defendant may be fully established.

The case is a unique one and involves some questions of law entirely new. It undoubtedly will be closely watched, both by radio fans throughout the state and country when it comes to trial, but also by

attorneys who have not yet experienced such a problem.—From the Pontiac (Ill.) Leader.

Symphony Concerts

Sunday afternoon popular concerts by the City Symphony Orchestra, are being broadcast by the Westinghouse-Radio Corporation station, WJZ, at Newark. These concerts are held at the Manhattan Opera House, 34th Street & 8th Avenue, New York City, and are conveyed to WJZ by a special Western Union wire. The programs consist of gems from the lighter classics together with shorter symphonic poems. Young soloists of real talent and distinction are heard at each performance.

The City Symphony Orchestra, which is maintained by the Musical Society of the City of New York, consists of 83 players carefully selected for their musical talent and symphonic experience. The conductor, Mr. Dirk Foch, a native of Holland and a composer of distinction, has had a successful career as a conductor of symphony concerts and opera in Amsterdam, The Hague, Stockholm, Gothenburg, and other European cities. He conducted several stadium concerts in 1919, a special Carnegie Hall concert in 1920, and was guest conductor of the St. Louis Symphony Orchestra for two concerts in 1921.

The object of the Musical Society of New York is to bring orchestral music of the highest standard within the reach of the general public. It therefore welcomed with enthusiasm the proposal to broadcast its concerts to the hundreds of thousands composing the radio audience and is preparing to make these concerts the finest musical event ever handled by radio. Before each performance a member of the Society discusses the compositions to be heard, and explains their musical significance.

The series of concerts was started late in November.



The Homecharger
charges your
AUTO or RADIO
Battery for a Nickel
Price \$18.50
Send for FREE Bulletin
Dealers—Write Now.
The Automatic Electrical
Devices Co.
146 West Third St.
Cincinnati, O.

Corrected List of U. S. Stations Alphabetically by Call Signals

- KDKA, E. Pittsburgh, Pa.; Class B station, up to 485 meters; Westinghouse Elec. & Mfg. Co.
- KDN, San Francisco, Calif.; Leo J. Meyberg Co.
- KDOW, Steamship America, New York.
- KDPM, Cleveland, Ohio; Westinghouse Elec. & Mfg. Co.
- KDPT, San Diego, Calif.; South Elec. Co.
- KDY, Salt Lake City, Utah; news music, entertainment, Telegram Publishing Co.
- KDYM, San Diego, Calif.; Savoy Theatre.
- KDYD, San Diego, Calif.; Carlson & Simpson.
- KDYQ, Portland, Ore.; Oregon Inst. Technology.
- KDYR, Pasadena, Calif.; Pasadena Star News Pub. Co.
- KDYS, Great Falls, Mont.; Class B, 485 meters, Great Falls Tribune.
- KDYV, Salt Lake City, Utah; Cole & Cornwall Co.
- KDYW, Phoenix, Ariz.; Smith Hughes & Co.
- KDVA, Honolulu, Hawaii; Honolulu Star Bulletin Co.
- KDZA, Tucson, Ariz.; Arizona Daily Star.
- KDZE, Bakersfield, Calif.; Frank E. Seiffert.
- KDZE, Seattle, Wash.; Rhodes Co.
- KDZF, Los Angeles, Calif.; Automobile Club of Southern California.
- KDZG, San Francisco, Calif.; Cyrus Pierce & Co.
- KDZH, Fresno, Calif.; Fresno Evening Herald, Class B, 485.
- KDZI, Wenatchee, Wash.; Electric Supply Co.
- KDZK, Reno, Nev.; Nevada Machinery & Elec. Co.
- KDZL, Ogdén, Utah; Rocky Mountain Rad. Corp.
- KDZM, Centralia, Wash.; E. A. Hollingsworth.
- KDZP, Los Angeles, Calif.; Newbery Electric Co.
- KDZO, Denver, Colo.; Motor Generator Co.
- KDZW, San Francisco, Calif.; Claude W. Gerdes.
- KDZX, San Francisco, Calif.; Glass Tidings Tabernacle.
- KDZZ, Everett, Washington; Kinney Bros. & Sidprell.
- KFA, Glendale, Calif.; Class B, 845, Glendale Daily Press.
- KFAD, Phoenix, Ariz.; Class B, 485, McArthur Bros. Mercantile Co.
- KFAE, Pullman, Wash.; State College of Washington.
- KFAF, Denver, Colo.; George S. Walker, Western Radio Corp.
- KFAJ, Boulder, Colo.; University of Colorado.
- KFAP, Moscow, Idaho; Electric Shop.
- KFAP, Butte, Mont.; Standard Pub. Co.
- KFAQ, San Jose, Calif.; City of San Jose.
- KFAR, Hollywood, Calif.; Studio Lighting Service Co.
- KFAS, Reno, Nev.; Reno Motor Supply Co.
- KFAT, Eugene, Oregon; Pacific Radio Co.
- KFAU, Boise, Idaho; Class B, 485, Boiss High School.
- KFAV, Venice, Calif.; Abbot Kinney Co.
- KFAW, Santa Anna, Calif.; Class B, 485, Radio Den.
- KFAY, Central Point, Ore.; W. J. Virgin Milling Co.
- KFBA, Lewiston, Idaho; Ramey & Bryant Radio Co.
- KFBB, Havre, Mont.; F. A. Buttrely & Co.
- KFBC, San Diego, Calif.; W. K. Azbill.
- KFBD, Hanford, Calif.; California Radio Lab.
- KFBE, San Louis Obispo, Calif.; R. H. Gerdes.
- KFBG, Tacoma, Wash.; First Presbyterian Church.
- KFBH, Marshfield, Ore.; Thomas Musical Co.
- KFBJ, Boise, Idaho; Boise Radio Supply Co.
- KFBK, Sacramento, Calif.; Kimball-Upton Co.
- KFBL, Everett, Wash.; Leese Bros.
- KFBM, Astoria, Ore.; Cook & Foster.
- KFBN, Fresno, Calif.; Electric Co.
- KFBU, Laramie, Wyo.; N. S. Thomas.
- KFBV, Colorado Springs, Colo.; Clarence O. Ford.
- KFC, Seattle, Wash.; Northern Radio & Elec. Co.
- KFCB, Phoenix, Ariz.; Nielson Radio Supply Co.
- KFCC, Wallace, Ida.; Auto Supply Co.
- KFCD, Salem, Ore.; S. Barton.
- KFCE, Walla Walla, Wash.; Frank A. Moore.
- KFCH, Billings, Mont.; Elec. Service Station.
- KFCK, Colorado Springs, Colo.; Colorado Springs Radio Co.
- KFDA, Baker, Ore.; Adler's Music Store.
- KFED, Billings Polytechnic Institute, Polytechnic, Mont.
- KFDB, San Francisco, Calif.; Mercantile Trust Co., also 400.
- KFDD, Boise, Idaho; St. Michael's Cathedral.
- KFDE, San Francisco, Calif.; John D. McKee.
- KFEB, Taft, Calif.; City of Taft.
- KFCQ, Casper, Wyo.; Motor Service Station.
- KFDL, Denver, Colo.; Knight Campbell Music Co.
- KFDJ, Corvallis, Ore.; Oregon Aeri. College.
- KFDC, Spokane, Wash.; Radio Supply Co.
- KFDF, Casper, Wyo.; Wyoming Radio Corp.
- KFDE, Portland, Ore.; Meter & Frank Co.
- KFEA, San Diego, Calif.; Dr. R. Shelton.
- KFCL, Los Angeles, Calif.; Los Angeles Union Stock Yards.
- KFFE, Pendleton, Ore.; Eastern Oregon Radio Co.
- KFEJ, Tacoma, Wash.; Guy Greason.
- KFGG, Astoria, Ore.; Astoria Budget.
- KFGH, Stanford Univ., Calif.
- KFI, Los Angeles, Calif.; Earl C. Anthony, Inc.
- KFJ, Gridley, Calif.; The Precision Shop.
- KFV, Yakima, Wash.; Foster-Iradybur Radio Store.
- KFZ, Spokane, Wash.; Doerr-Mitchell Elec. Co.
- KGB, Tacoma, Wash.; Tacoma Daily Ledger; Wm. A. Mullen's Elec. Shop.
- KGF, Pomona, Calif.; Pomona Fixture & Wiring Co.
- KAG, Portland, Ore.; Hallock & Watson Radio Service.
- KGN, Portland, Ore.; Northwestern Radio Mfg. Co.
- KGO, Altadena, Calif.; Altadena Radio Laboratory.
- KGU, Honolulu, Hawaii; Walkild Beach, Marion A. Mulrone; Honolulu Advertiser.
- KGV, Portland, Ore.; Oregonian Pub. Co., also 400.
- KGY, Lacey, Wash.; St. Martin's College, (Rev. S. Ruth).
- KHD, Colorado Springs, Colo.; Class B, 485, C. F. Aldrich; Marble & Granite Co.
- KHJ, Los Angeles, Calif.; C. R. Klieruff & Co.; Times Mirror Co., Class B, 400-485.
- KHQ, Seattle, Wash.; Louis Wasmer.
- KIJ, Los Angeles, Calif.; Standard Radio Co.
- KJJ, Sunnyside, Calif.; The Radio Shop.
- KJQ, Stockton, Calif.; C. O. Gould.
- KJS, Los Angeles, Calif.; Bible Inst. of Los Angeles.
- KLB, Pasadena, Calif.; J. J. Dunn & Co.
- KLM, Del Monte, Calif.; Noggle Elec. Works.
- KLP, Los Altos, Calif.; Colin B. Kennedy Co.
- KFDH, Tucson, Ariz.; Univ. of Arizona.
- KLS, Oakland, Calif.; Warner Bros.
- KLX, Oakland, Calif.; Tribune Pub. Co.
- KLZ, Denver, Colo.; Class B, 485, Reynolds Radio Co.
- KMAZ, Macon, Ga.; Mercer University.
- KMC, Reedley, Calif.; Lindsay-Wetherill Co.
- KMJ, Fresno, Calif.; 485, San Joaquin Light & Power Co.
- KMO, Tacoma, Wash.; Love Electric Co.; Tacoma Times.
- KN, Eureka, Calif.; F. W. Smith.
- KNJ, Roswell, New Mexico; 485, Roswell Public Utilities Co.
- KNN, Los Angeles, Calif.; Bullocke.
- KNT, Aberdeen, Wash.; North Coast Products Co.
- KNV, Los Angeles, Calif.; Radio Supply Co.
- KNX, Los Angeles, Calif.; Elec. Lighting Supply Co.
- KNY, Denver, Colo.; Y. M. C.
- KOB, State College, New Mex.; New Mexico College of Agr. & Mechanic Arts.
- KOE, Spokane, Wash.; Spokane Chronicle.
- KOC, Los Angeles, Calif.; Western Radio Electric Co.
- KON, Los Angeles, Calif.; Folzwaser, Inc.
- KOP, Detroit, Mich.; Detroit Police Dept.
- KOQ, Modesto, Calif.; Modesto Evening News.
- KPD, San Francisco, Calif.; Hale Bros.
- KQI, Berkeley, Calif.; Univ. of California.
- KQP, Hood River, Ore.; Blue Diamond Elec. Co.; Hood River News.
- KQV, Pittsburgh, Pa.; Doubleday-Hill Elec. Co.
- KQW, San Jose, Calif.; Chas. D. Herrold.
- KQY, Portland, Ore.; Stubbs Elec. Co.
- KRE, Berkeley, Calif.; Maxwell Electric Co.
- KSD, St. Louis, Mo.; St. Louis Post-Dispatch.
- DSC, San Jose, Calif.; O. A. Hale & Co.
- KSF, San Francisco, Calif.; The Emporium.
- KSS, Long Beach, Calif.; Preet & Dean Radio Research Lab.
- KSU, Wenatchee, Wash.; 360 and 485.
- KTW, Seattle, Wash.; First Presbyterian Church.
- KUO, San Francisco, Calif.; Examiner Printing Co.; San Fran. Examiner.
- KUS, Los Angeles, Calif.; City Dye Works & Laundry Co.
- KVY, Del Monte, Calif.; Coast Radio Co.
- KVI, Bakersfield, Calif.; Alfred Harell.
- KVO, Sacramento, Calif.; James McClatchy; J. C. Hobrecht.
- KWG, Stockton, Calif.; Portable Wireless Telephones Co.
- KWH, Los Angeles, Calif.; 485 also Los Angeles Examiner.
- KXD, Modesto, Calif.; Herald Publishing Co.
- KXS, Los Angeles, Calif.; Braun Corp.
- KYF, San Diego, Calif.; Theatrical Music Co.
- KVI, Bakersfield, Calif.; Alfred Harell.
- KYJ, Los Angeles, Calif.; Leo J. Meyberg Co.
- KYQ, Honolulu, T. H.; The Electric Shop.
- KYW, Chicago, Ill.; Westinghouse Elec. & Mfg. Co.
- KYY, San Francisco, Calif.; The Radio Telephone Shop.
- KZC, Seattle, Wash.; Public Market & Dept. Store Co.
- KZM, Oakland, Calif.; Western Radio Inst.; Preston D. Allen.
- KZN, Salt Lake City, Utah; The Desert News.
- KZV, Wenatchee, Wash.; Wenatchee Battery & Motor Co.
- KZY, San Francisco, Calif.; Atlantic-Pacific Radio Supplies Co.
- NOF, Anacostia, D. C.; 412 only, U. S. Navy Dept.
- PWX, Havana, Cuba; Cuban Telephone Co.
- WAI, Dayton, Ohio; McCook Field, U. S. Army.
- WAAB, New Orleans, La.; Valdemar Jensen.
- WAAC, New Orleans, La.; Tulane Univ.
- WAAD, Cincinnati, Ohio; Ohio Mechanics Inst.
- WAAF, Chicago, Ill.; Chicago Daily Drivers Journal.
- WAAE, St. Louis, Mo.; St. Louis Chamber of Commerce.
- WAAG, Shreveport, La.; Bordeaux Co.; Elliott Electric Co.
- WAAH, St. Paul, Minn.; Commonwealth Electric Co.
- WAAJ, Boston, Mass.; Eastern Radio Inst.
- WAAK, Milwaukee, Wis.; Gimbel Bros.
- WAAM, Newark, N. J.; I. R. Nelson Co.
- WAAI, Minneapolis, Minn.; Minnesota Tribune Co. & Anderson-Bearish Co.
- WAAN, Columbia, Mo.; Univ. of Missouri.
- WAAD, Charleston, W. Va.; Radio Service.
- WAAP, Wichita, Kans.; United Elec. Co.; Otto W. Taylor.
- WAAC, Greenfield, Conn.; New Eng. Motor Sales Co.
- WAAR, Huntington, W. Va.; Groves-Thornton Hdw. Co.
- WAAS, Decatur, Ga.; Georgia Radio Co.
- WAAT, Jersey City, N. J.; Athens Radio Co.
- WAAV, Athens, Ohio; Athens Radio Co.
- WAAW, Omaha, Neb.; Omaha Grain Exchange.
- WAAZ, Crafton, Pa.; Radio Service Corp.
- WAAZ, Youngstown, Ohio; Youngling Rayner Music Co.
- WAAZ, Emporia, Kansas; Hollister-Miller Motor Co.
- WAH, El Dorado, Kans.; Midland Refining Co.
- WAJT, Marshall, Mo.; Kelly-Vawter Jewelry Co.
- WAJU, Yankton, S. D.; Yankton College.
- WBAE, W. Lafayette, Ind.; Purdue University.
- WBAE, Syracuse, N. Y.; Syracuse Radio Tel. Co.; Andrew J. Potter.
- WBAE, Minneapolis, Minn.; Sterling Elec. Co. & Journal Printing Co.
- WBAE, Peoria, Ill.; Bradley Polytechnic Inst.
- WBAJ, Moorestown, N. J.; Fred M. Middleton.
- WBAE, Bridgeport, Pa.; Diamond State Fibre Co.
- WBAH, Minneapolis, Minn.; The Dayton Co.
- WBAI, Toledo, Ohio; Marshall Gerken Co.
- WBAE, New Orleans, La.; B. Remson.
- WBAE, Paterson, N. J.; Wireless Phone Corp.
- WBAQ, Decatur, Ill.; James Millikin Univ.
- WBAQ, South Bend, Ind.; Myron L. Harmon.
- WBAU, Fort Worth, Texas; 400 and 485; also Ft. Worth Star Telegram; Worthou-
- WBAU, Carter Publishing Co.
- WBAU, Hamilton, Ohio; Republican Publishing Co.
- WBAV, Columbus, Ohio; 485, also Erner & Hopkins Co.
- WBAW, Marietta, Ohio; Marietta College.
- WBAX, Wilkes-Barre, Pa.; John H. Stenker, Jr.
- WBAY, New York, N. Y.; American Telephone & Telegraph Co.
- WBL, Anthony, Kans.; T. & H. Radio Co.
- WBS, Newark, N. J.; D. W. May, Inc.
- WBAM, Charlotta, N. C.; 485, also Southern Radio Corp.
- WBU, Chicago, Ill.; City of Chicago.
- WBZ, Springfield, Mass.; Westinghouse Elec. & Mfg. Co.
- WCAB, Newburgh, N. Y.; Newburgh Daily News; Newburgh News Printing & Pub. Co.
- WCAC, Fort Smith, Ark.; John Fink Jewelry Co.
- WCAD, Canton, N. Y.; St. Lawrence University.
- WCE, Pittsburgh, Pa.; Kaufman & Baer Co.
- WCAG, New Orleans, La.; Daily States Pub. Co.
- WCAH, Columbus, Ohio; Entrenk Elec. Co.
- WCAI, San Antonio, Texas; Southern Equipment Co.
- WCAJ, Univ. Place, Neb.; Nebraska Wesleyan University.
- WCAK, Houston, Texas; Alfred P. Daniel.
- WCAL, Northfield, Minn.; St. Olaf College.
- WCAM, Villanova, Pa.; Villanova College.
- WCAO, Baltimore, Md.; Sanders & Stayman Co.
- WCAP, Kalamazoo, Mich.; Kalamazoo College.
- WCAQ, Defiance, Ohio; Tri-State Radio Mfg. Co.
- WCAR, San Antonio, Texas; Alamo Radio Elec. Co.
- WCAS, Minneapolis, Minn.; Wm. H. Dunwoody Industrial Inst.
- WCAT, Rapid City, S. Dak.; 485, also South Dakota School of Mines.
- WCAU, Philadelphia, Pa.; Philadelphia Radiophone Co.
- WCAV, Little Rock, Ark.; J. C. Dice Elec. Co.
- WCAW, Omaha, Neb.; Woodmen of the World.
- WCAZ, Burlington, Vermont; University of Vermont.
- WCAY, Milwaukee, Wis.; Kesselman O'Driscoll Co.
- WCZ, Quincy, Ill.; Robt. E. Compton & Quincy Whig-General.
- WCE, Minneapolis, Minn.; Findley Elec. Co.
- WCJ, New Haven, Conn.; A. C. Gilbert Co.
- WCK, St. Louis, Mo.; Stix Baer & Fuller.
- WCM, Austin, Texas; Univ. of Texas.
- WCN, Worcester, Mass.; 485 also Clark University.
- WCX, Detroit, Mich.; Detroit Press Press.
- WDA, Springfield, Ill.; Illinois Watch Co.
- WDAE, Tampa, Fla.; 485 also Tampa Daily News.
- WDAF, Kansas City, Mo.; 400 and 485, also Kansas City Star.
- WDAG, Amarillo, Texas; K. Laurence Martin.
- WDAH, El Paso, Texas; Mine & Smelter Supply Co.
- WDAI, Syracuse, N. Y.; 485 also Hughes Electrical Corp.
- WDAJ, College Park, Ga.; Atlanta & West Point R. R. Co.
- WDAK, Hartford, Conn.; Hartford Courant.
- WDAL, Jacksonville, Fla.; 485 also Florida Times Union.
- WDAN, Shreveport, La.; Centenary College and Glenwood Radio Corp.
- WDAO, Dallas, Texas; Automotive Elec. Co.
- WDAP, Chicago, Ill.; 485 also Midwest Radio Central (Inc.).
- WDAG, Brownsville, Pa.; Hartman-Riker Elec. & Mach. Co.
- WDAL, Philadelphia, Pa.; Lit Bros.
- WDAS, Worcester, Mass.; Samuel A. Walte.
- WDAU, New Bedford, Mass.; Slocum & Kilburn.
- WDAV, Muskogee, Okla.; Daily Phoenix.
- WDAZ, Centerville, Iowa; First Nat'l Bank.
- WDAY, Fargo, N. D.; Kenneth M. Hance.
- WDH, Washington, D. C.; Church of the Covenant.
- WDI, New York, N. Y.; Ship Owners Radio Service.
- WDV, Omaha, Neb.; John O. Yeiser, Jr.
- WDY, Roselle Park, N. J.; Radio Corp. of America.
- WDZ, Tuscola, Ill.; James L. Bush.
- WEAA, Flint, Mich.; Fallain & Lathrop.

Corrected List of U. S. Stations Alphabetically by Call Signals

WEAB, Fort Dodge, Iowa, Standard Radio Equip. Co.
 WEAC, Terre Haute, Ind., Barnes Elec. Service Co.
 WEAC, Atwood, Kansas, Northwest Kansas Supply Co.
 WEAE, Blackburg, Va., Virginia Polytechnic Inst.
 WEAF, New York City, N. Y., Western Electric Co.
 WEAG, Edgewood, R. I., Nichols-Hineline-Bassett Lab.
 WEAH, Wichita, Kans., Wichita Board of Trade and Lander Radio Co.
 WEAL, Ithaca, N. Y., Cornell University.
 WEAJ, Vermillion, S. Dak., University of South Dakota.
 WEAK, St. Joseph, Mo., Julius E. Abercrombie.
 WEAM, North Plainfield, N. J., Borough of N. Plainfield.
 WEAN, Providence, R. I., The Shepard Co.
 WEAO, Columbus, Ohio, Ohio State University.
 WEAP, Mobile, Ala., 485 also Mobile Radio Co.
 WEAQ, Berlin, N. H., Y. M. C. A.
 WEAR, Baltimore, Md., Balt. American & News Pub. Co.
 WEAS, Washington, D. C., The Hecht Co.
 WEAT, Tampa, Fla., John J. Fortna.
 WEAU, Sloux City, Iowa, Davidson Bros. Co.
 WEAV, Rushville, Nebr., Sheridan Elec. Service Co.
 WEAW, Anderson, Ind., Arrow Radio Lab.
 WEAX, Little Rock, Ark., T. J. M. Daly.
 WEAY, Houston, Texas, Will Horwitz, Jr.
 WEAZ, Waterloo, Iowa, Dotsch & Rasmussen.
 WEB, St. Louis, Mo., The Benwood Co., Inc.
 WEH, Tulsa, Okla., Midland Refining Co.
 WEV, Houston, Texas, 485 also Hurlburt-Still Elec. Co.
 WEW, St. Louis, Mo., 485 also St. Louis Univ.
 WEY, Wichita, Kansas, 485 also Cosradio Co.
 WFAC, Dallas, Texas, 400 and 485 also A. H. Belo & Co.
 WFAC, Syracuse, N. Y., C. F. Woose.
 WFAC, Wisc., Superior Radio Co.
 WFAO, Salina, Kans., Watson Weldon Motor Supply Co.
 WFAF, Poughkeepsie, N. Y., H. C. Spratley Radio Co.
 WFAH, Waterford, N. Y., Radio Engineering Lab.
 WFAH, Port Arthur, Texas, Elec. Supply Co.
 WFAJ, Asheville, N. C., Hi-Grade Wireless Instrument Co.
 WFAK, Brentwood, Mo., Domestic Electric Co.
 WFAK, St. Cloud, Minn., 485 also Granite City Elec. Co. and Times Pub. Co.
 WFAH, Hutchinson, Minn., 485 also Hutchinson Electric Service Co.
 WFAQ, Cameron, Mo., Cameron Radio Co. and Mo. Wesleyan College.
 WFAK, Sanford, Me., Hall & Stubbs.
 WFAK, Fort Wayne, Ind., United Radio Corp.
 WFAK, Sloux Falls, S. Dak., 485; also Argus-Leader.
 WFAU, Boston, Mass., Edwin C. Lewis.
 WFAV, Lincoln, Nebr., 485 also Univ. of Nebr. Dept. of Elec. Engineering.
 WFAW, Miami, Fla., Daily Metropolitan.
 WFAZ, Independence, Kans., Daniels Radio Supply Co.
 WFAZ, Charleston, S. Carolina, S. C. Radio Shop.
 WFI, Philadelphia, Penn., 400 and 485, also Strawbridge & Clothier.
 WFO, Dayton, Ohio, Rike-Kumler Co.
 WGAB, Houston, Texas, QRV Radio Co.
 WGAC, Brooklyn, N. Y., Orpheum Radio Stores Co.
 WGAC, Ensenada, Porto Rico, Spanish-American School of Radio-televraphy.
 WGAC, New Haven, Conn., New Haven Elec. Co.
 WGAI, Shenandoah, Iowa, V. H. Gass.
 WGAK, Macon, Ga., Macon Elec. Co.
 WGAL, Lancaster, Pa., Lancaster Elec. Supply & Construction Co.
 WGAM, Orangeburg, S. C., Orangeburg Radio Equip. Co.
 WGAN, Pensacola, Fla., Cecil E. Lloyd.
 WGAQ, Shreveport, La., Glenwood Radio Corp.
 WGAR, New Britain, Ark., Southeast American.
 WGAS, Chicago, Ill., Ray-d-co. Organization, Inc.
 WGAT, Lincoln, Nebr., Am. Legion, Dept. of Nebr.
 WGAU, Wooster, Ohio, Marcus G. Limb.
 WGAU, Savannah, Ga., B-H Radio Co.
 WGAU, Altoona, Pa., Ernest C. Albright.
 WGAZ, Washington Court House, Ohio, Ohio Radio Elec. Co.
 WGAZ, Marysville, North Western Radio Co.
 WGAZ, South Bend, Ind., South Bend Tribune.
 WGF, Dea Moines, Iowa, 485, also Register and Tribune.
 WGI, Medford Hillside, Mass., 485, also Am. Radio & Research Corp.
 WGL, Philadelphia, Pa., Thos. F. J. Howlett.
 WGM, Atlanta, Ga., 400 only, Atlanta Constitution.
 WGR, Buffalo, N. Y., 485 also Federal Tel. & Teleg. Co.
 WGS, New Orleans, La., Interstate Elec. Co., 485 also.
 WGY, Schenectady, N. Y., 400 and 485 also General Elec. Co.
 WHA, Madison, Wis., 485 also Univ. of Wis.
 WHAA, Iowa City, Iowa, State Univ. of Iowa.
 WHAB, Galveston, Texas, 300, 485, 600 also Clark W. Thompson (Fellman's Dry Goods Co.)
 WHAC, Waterloo, Iowa, Cole Bros. Elec. Co.
 WHAD, Milwaukee, Wis., 485 also; also Milwaukee Univ.
 WHAE, Sloux City, Iowa, Automotive Elec. Service Co.
 WHAF, Pittsburg, Pa., Radio Elec. Co.
 WHAG, Cincinnati, Ohio, Univ. of Cincinnati.
 WHAH, Joplin, Mo., John T. Griffin.
 WHAI, Davenport, Iowa, Radio Equip. & Mfg. Co.
 WHAJ, Bluefield, W. Va., Bluefield Daily Telegraph and E. K. Kitta.
 WHAK, Clarisburg, W. Va., Roberts Radio Co.
 WHAL, Lansing, Mich., Lansing Capitol News.
 WHAM, Rochester, N. Y., Univ. of Rochester.
 WHAO, Savannah, Ga., Frederick A. Hill; every evening 8 to 9; Saturday nights, 12:30 to 1:30 a. m.
 WHAP, Decatur, Ill., Dewey L. Otta.
 WHAQ, Washington, D. C., Seimes Motor Co.
 WHAR, Atlantic City, N. J., Paramount Radio & Elec. Co.
 WHAS, Louisville, Ky., Courier Journal and Louisville Times Co.
 WHAV, Wilmington, Del., Wilmington Elec. Spec. Co.
 WHAW, Tampa, Fla., Pierce Elec. Co.
 WHAY, Huntington, Ind., Huntington Press.
 WHAZ, Troy, N. Y., 400 only, Rensselaer Polytechnic Inst.
 WHB, Kansas City, Mo., 400 and 485 also Sweeney Auto & Tractor School.
 WHD, Morgantown, W. Va., N. V. University.
 WHK, Cleveland, Ohio, Wagon R. Cox.
 WHN, Ridgewood, N. Y., Times Printing & Pub. Co.
 WHU, Toledo, Ohio, Wm. B. Duck Co.
 WHW, East Lansing, Mich., 485 also Stuart W. Seely.
 WHX, Des Moines, Iowa, Iowa Radio Corp.
 WHYA, Wauwata, Wis., Wauwata Civic & Commerce Ass'n
 WHYB, Rockford, Ill., Joalyn Automobile Co.
 WHYC, Galveston, Texas, 485 also Galveston Tribune.
 WIAD, Ocean City, N. J., Ocean City Yacht Club.
 WIAE, Vinton, Iowa, Mrs. Robt. E. Zimmerman.
 WIAF, New Orleans, La., Gustave A. De Cortin.
 WIAH, Newton, Iowa, Continental Radio & Mfg. Co.
 WIAI, Springfield, Mo., Heer Stores Co.
 WIAJ, Neenah, Wis., Fox River Valley Radio Supply Co.
 WIAK, Omaha, Neb., 485 also Daily Journal-Stockman.
 WIAO, Milwaukee, Wis., School of Engineering.
 WIAP, Springfield, Miss., Radio Development Corp.
 WIAQ, Marlon, Ind., Chronicle Pub. Co.
 WIAR, Paducah, Ky., J. A. Rudy & Sons.
 WIAS, Burlington, Iowa, Hiswk-Eye Home Elec. Co.
 WIAT, Tarkio, Mo., Leon T. Noel.
 WIAU, Le Mars, Iowa, Am. Trust & Savings Bank.
 WIAV, Hinghamton, N. Y., N. Y. Radio Lab.
 WIAW, Saginaw, Mich., Saginaw Radio & Elec. Co.
 WIAZ, Lincoln, Nebr., Capitol Radio Co.
 WIAZ, Washington, D. C., Woodward & Lothrop.
 WIAZ, Miami, Fla., Elec. Supply Sales Co.

WIK, Mt. Pleasant, Pa., K. & L. Elec. Shop.
 WIL, Washington, D. C., Continental Elec. Supply Co.
 WIP, Philadelphia, Pa., Gimbo Bros.
 WIZ, Cincinnati, Ohio, 485 also Cino Radio Mfg. Co.
 WJAB, Lincoln, Nebr., American Radio Co.
 WJAC, Joplin, Mo., Redell Co.
 WJAO, Waco, Texas, 485 also Jackson's Radio Engrng. Lab.
 WJAE, San Antonio, Texas, Texas Radio Syndicate.
 WJAF, Muncie, Ind., Muncie Press and Smith Elec. Co.
 WJAG, Norfolk, Neb., 485 also Norfolk Daily News.
 WJAH, Rockford, Ill., Central Park Amusement Co.
 WJAJ, Dayton, Ohio, Y. M. C. A.
 WJAK, Stockdale, Ohio, 485 also White Radio Lab.
 WJAL, Portland, Me., Victor Radio Corp.
 WJAM, Cedar Rapids, Iowa, Evening Gazette.
 WJAN, Peoria, Ill., Peoria Star and Peoria Radio Sales Co.
 WJAP, Duluth, Minn., Kelley-Duluth Co.
 WJAQ, Topeka, Kans., Capner Publications.
 WJAR, Providence, R. I., The Outlet Co., J. Samuels & Bros.
 WJAS, Pittsburg, Pa., Pittsburg Radio Supply House.
 WJAT, Marshall, Mo., Kelley-Vawter Jewelry Co.
 WJAX, Cleveland, Ohio, 485 also Union Trust Co.
 WJAZ, Chicago, Ill., Chicago Radio Lab.
 WJD, Granville, Ohio, Denison University.
 WJE, Washington, D. C., White & Boyer Co.
 WJK, Toledo, Ohio, Service Radio Equipment Co.
 WJX, New York, N. Y., De Forest Radio Telephone & Teleg. Co.
 WJZ, Newark, N. J., 485 also Westinghouse Elec. & Mfg. Co.
 WKAA, Cedar Rapids, Iowa, 485 also H. F. Paar.
 WKAC, Lincoln, Neb., Star Pub. Co.
 WKAD, East Providence, R. I., Charles Loeff.
 WKAF, Wichita Falls, Texas, W. S. Radio Supply Co.
 WKAG, Louisville, Ky., Edw. T. DeLoach, M. D.
 WKAH, West Palm Beach, Fla., Planet Radio Co.
 WKAK, Okemah, Okla., Okfussee County News.
 WKAL, Orange, Texas, Gray & Gray.
 WKAM, Hastings, Neb., Daily Tribune.
 WKAN, Montgomery, Ala., Alabama Radio Mfg. Co.
 WKAP, Danston, R. I., Dutee W. Flint.
 WKAF, San Juan, Porto Rico, Radio of Porto Rico.
 WKAR, East Lansing, Mich., Mich. Agr. College.
 WKAS, Springfield, Mo., L. E. Lines Music Co.
 WKAV, Laconia, N. H., Laconia Radio Club.
 WKAW, Beloit, Wisc., Turner Cycle Co.
 WKAX, Bridgeport, Conn., Wm. A. MacFarlane.
 WKAY, Gainesville, Ga., Brenau College.
 WKAZ, Wilkes-Barre, Pa., Landau Music Co.
 WKC, Baltimore, Md., J. M. Zanolis Co.
 WKN, Memphis, Tenn., Riechman-Crosby Co.
 WKY, Oklahoma City, Okla., 485 also Oklahoma Radio Shop.
 WLZ, Fairfield, Ohio, U. S. Army.
 WLC, Raleigh, N. C., N. C. State College.
 WLAO, Hastings, Nebr., Arvanette Radio Supply Co.
 WLAN, Lincoln, Nebr., Johnson Radio Co.
 WLAG, Minneapolis, Minn., Cutting & Walsh Radio Corp.
 WLAH, Syracuse, N. Y., Samuel Woodworth.
 WLAJ, Waco, Texas, 485 also Waco Elec. Supply Co.
 WLAZ, Bellows Falls, Vt., Vermont Farm Machine Co.
 WLAL, Tulsa, Okla., Tulsa Radio Co.
 WLAM, Springfield, Ohio, Morrow Radio Co.
 WLAN, Houlton, Me., Putnam Hdw. Co.
 WLAO, Scranton, Pa., 485 also C. Ehrhardt and J. H. Jones.
 WLAP, Louisville, Ky., W. V. Jordan.
 WLAQ, Kalamazoo, Mich., A. E. Schilling.
 WLAR, Marshalltown, Iowa, Melkel Music Co.
 WLAS, Hutchinson, Kans., Hutchinson Grain Radio Co.
 WLAT, Burlington, Iowa, Radio Specialty Co.
 WLAU, Pensacola, Fla., Elec. Shop, Inc.
 WLAW, New York, N. Y., New York Univ. Dept.
 WLAX, Greencastle, Ind., Greencastle Community Broadcasting Station.
 WLAY, Fairbanks, Alaska, Northern Commercial Co.
 WLAZ, Warren, Ohio, Hutton & Jones Elec. Co.
 WLB, Minneapolis, Minn., Univ. of Minn.
 WLK, Indianapolis, Ind., 485 also Hamilton Mfg. Co.
 WLW, Cincinnati, Ohio, 485 also Crosley Mfg. Co.
 WLM, London, Ind., American Radio Co.
 WMAB, Oklahoma City, Okla., Radio Supply Co.
 WMAC, Cazenovia, N. Y., C. B. Meredith.
 WMAO, Rockport, Mo., Atchinson County Mall.
 WMAE, Dartmouth, Mass., Round Hills Radio Corp.
 WMAP, Liberal, Kans., Tucker Elec. Co.
 WMAH, Lincoln, Nebr., General Supply Co.
 WMAI, Kansas City, Mo., 485 also Grovera Telegram.
 WMAK, Lockport, N. Y., Norton Labs.
 WMAL, Trenton, N. J., Trenton Hdw. Co.
 WMAM, Beaumont, Texas, Beaumont Radio Equip. Co.
 WMAN, Columbus, Ohio, First Baptist Church.
 WMAP, Easton, Pa., Utility Battery Service.
 WMAQ, Chicago, Ill., Chicago Daily News.
 WMAZ, Waterloo, Iowa, Waterloo Elec. Supply Co.
 WMAZ, Duluth, Minn., Paramount Radio Corp.
 WMAV, Auburn, Ala., Polytechnic Inst.
 WMAW, Wahpeton, N. D., Wahpeton Elec. Co.
 WMAX, Ann Arbor, Mich., K. & K. Radio Supply Co.
 WMAZ, St. Louis, Mo., Kingshighway, Presby. Church.
 WMAZ, Macon, Ga., Mercer University.
 WMB, Auburn, Maine, Auburn Elec. Co.
 WMC, Youngstown, Ohio, Columbia Radio Co.
 WMH, Cincinnati, Ohio, 485 also Precision Equipment Co.
 WMU, Washington, D. C., Doubleday-Hill Electric Co.
 WNB, Bowling Green, Ky., Park City Daily News.
 WNC, Boston, Mass., Shepard Stores.
 WNAO, Norman, Okla., Oils, Radio Engineering Co.
 WNAF, Enid, Okla., Enid Radio Dist. Co.
 WNAZ, Cresco, Iowa, Rother Radio and Electric Shop.
 WNAZ, Manhattan, Kans., Manhattan Radio Supply Co.
 WNAL, Omaha, Nebr., R. J. Rockwell.
 WNaN, Syracuse, N. Y., Syracuse Radio Telephone Co.
 WNAZ, Springfield, Ohio, Wittenberg College.
 WNAZ, Charleston, S. C., Charleston Radio Elec. Co.
 WNAS, Austin, Texas, Radio Corp.
 WNAZ, Philadelphia, Pa., Leming Bros. Co.
 WNAV, Knoxville, Tenn., People's Radio and Tel. Co.
 WNAZ, Baltimore, Md., Shtdowners' Radio Service.
 WNAZ, Yankton, S. D., Dakota Radio Apparatus Co.
 WNAW, Fortres Monroe, Va., Henry Kunzman.
 WNJ, Albany, N. Y., Shotton Radio Mfg. Co., Inc.
 WNO, Jersey City, N. J., Wireless Telephone Co. of Hudson Co., N. J.
 WNAZ, Ardmore, Okla., D. Walter Hardy.
 WOA, Lima, Ohio, Maas Radio Co.
 WOA, Fremont, Nebr., Medland College.
 WOF, Tyler, Texas, Tyler Commercial College.
 WOA, Charleston, S. C., Palmetto Radio Corp.
 WOA, San Antonio, Texas, 485 also, Southern Equip. Co.
 WOA, Parsons, Kans., Erving's Electrical Co.
 WOA, Frankfort, Ky., Collins Hardware Co.
 WOA, Webster Groves, Mo., Wm. E. Woods.
 WOA, Lawrenceburg, Tenn., James D. Vaughan.
 WOA, Keneshs, Wis., Henry P. Lundskow.

(Continued on next page.)

Corrected List of U.S. Stations Alphabetically by Call Signals

WOAS, Middleton, Conn., Bailey's Radio Shop.
 WOAT, Wilmington, Del., Boyd Martell Hamp.
 WOAU, Evansville, Ind., Sowder Bolling Piano Co.
 WOAV, Erie, Pa., Nat'l Guard.
 WOAX, Trenton, N. J., Franklin J. Wolff.
 WOAY, Birmingham, Ala., John W. Wilder.
 WOAZ, Portsmouth, Va., Portsmouth Radio Ass'n.
 WOAZ, Stanford, Texas, Penick Hughes Co.
 WOC, Davenport, Iowa, 400 and 485 also Palmer School of Chiropractic.
 WOE, Akron, Ohio, Buckeye Radio Service Co.
 WOH, Indianapolis, Ind., Hatfield Elec. Co.
 WOI, Ames, Ia., 485 also Iowa State College.
 WOK, Fine Bluff, Ark., 485 also Ark. Light & Power Co.
 WOO, Philadelphia, Pa., 400 and 485 also John Vanamaker.
 WOQ, Kansas City, Mo., 485 also Western Radio Co.
 WOR, Newark, N. J., 400 only, L. Bamberger & Co.
 WOS, Jefferson City, Mo., 485 also Mo. State Marketing Bureau.
 WOV, Omaha, Nebr., R. B. Howell.
 WOU, Omaha, Nebr., Metropolitan Utilitidee.
 WOZ, Richmond, Ind., 485 also Palladium Printing Co.
 WPA, Fort Worth, Texas, 485 also Fort Worth Record.
 WPA, Wahoo, Neb., Anderson & Webster Elec. Co.
 WPAB, State College, Pa.
 WPAC, Okmulgee, Okla., Donaldson Radio Co.
 WPAD, Chicago, Ill., Wieboldt & Co.
 WPAF, Council Bluffs, Iowa, Peterson's Radio Co.
 WPAG, Independence, Mo., Central Radio Co.
 WPAH, Wausau, Wis., Wisconsin Dept. of Markets.
 WPAJ, New Haven, Conn., Doolittle Radio Corp.
 WPAK, Fargo, N. D., North Dakota Agricultural College.
 WPAL, Columbus, Ohio, Superior Radio & Tel. Equip. Co.
 WPAM, Topeka, Kan., Awerbach & Guettel.
 WPAN, Houston, Texas, Levy Bros. Dry Goods Co.
 WPAR, Beloit, Kans., R. A. Ward.
 WPAT, El Paso, Texas, St. Patrick's Cathedral.
 WPE, Kansas City, Mo., Central Radio Co.
 WPG, New Lebanon, Ohio, 485 also Nushawa Poultry Farm.
 WPI, Clearfield, Pa., Elec. Supply Co.
 WPI, Philadelphia, Pa., St. Joseph's College.
 WPM, Washington, D. C., Thos. J. Williams, Inc.
 WPO, Memphis, Tenn., United Equip. Co.
 WQAB, Springfield, Mo., Southwest Missouri State Teachers' College.
 WQAK, Dubuque, Iowa, Appel-Higley Elec. Co.

WQAL, Mattoon, Ill., Cole County Tel. and Tel. Co.
 WQAP, Lincoln, Nebr., Am. Radio Co.
 WQAQ, Abilene, Texas, West Texas Radio Co.
 WQX, Chicago, Ill., Riverview Park, Walter A. Kuehl.
 WRAA, Houston, Texas, Rice Institute.
 WRAN, Waterloo, Iowa, Black Hawk Elec. Co.
 WRAU, Amarillo, Texas, Daily News.
 WRAY, Scranton, Pa., Radio Salee Corp.
 WRK, Hamilton, Ohio, Doron Bros. Elec. Co.
 WRL, Schenectady, N. Y., Union College.
 WRM, Urbana, Ill., Univ. of Ill.
 WRP, Camden, N. J., Federal Inst. of Radio Telg.
 WRR, Dallas, Texas, 485 also City of Dallas, Police and Fire Signal Dept.
 WRW, Tarrytown, N. Y., Koenig Bros., Tarrytown Radio Research Lab.
 WSAJ, Grove City, Pa., Grove City College.
 WSAS, Lincoln, Nebr., State of Nebr.
 WSAV, Houston, Texas, C. W. Vlek Radio Const'n Co.
 WSB, Atlanta, Ga., 400 and 485 Atlanta Journal.
 WSL, Utica, N. Y., J. & M. Elec. Co.
 WSN, Norfolk, Va., Shipowners' Radio Service.
 WSX, Erie, Pa., Erie Radio Co.
 WSY, Birmingham, Ala., Alabama Power Co.
 WTAC, Johnstown, Pa., Penn. Traffic Co.
 WTAU, Tecumseh, Neb., Ruegy Battery & Elec. Co.
 WTAW, College Station, Texas, Agricultural and Mechanical College of Texas.
 WTG, Manhattan, Texas, Kane, State Agri. College.
 WTP, Bay City, Mich., Ra-De Corp.
 WVP, New York, N. Y., Signal Corps, U. S. Army.
 WWAC, Waco, Texas, Sanger Bros.
 WWAX, Laredo, Texas, Worman Bros.
 WWB, Canton, Ohio, Daily News Printing Co.
 WWI, Dearborn, Mich., Ford Motor Co.
 WWJ, Detroit, Mich., 400 485, Evening News.
 WWL, New Orleans, La., Loyola Univ.
 WWX, Washington, D. C., Post Office Dept.
 1XAD, Paotuckct, R. I., Standard Radio & Elec. Co.
 2XA1, Newark, N. J., Westinghouse Elec. & Mfg. Co.
 2X1, New York City, A. T. & T. Co.
 2XJ, Deal Beach, N. J., Amer. Tel. & Telg. Co.
 3XW, Parkersburg, Pa., Horace A. Beale, Jr.
 3YN, Washington, D. C., Nat'l Radio Inst.
 9ARU, Louisville, Ky., Darrell A. Downard.

Weather Broadcasting

By Washington Radio News Service

RADIO telegraphy, although an invaluable factor for several years in receiving and sending data on weather to and from ships, was not recognized until recently as a medium for the general dissemination of forecasts, writes Prof. C. F. Marvin, Chief of the U. S. Weather Bureau, in his report to Secretary of Agriculture Wallace.

The use of radio by the bureau throughout the country was limited because of the necessity of using code, he explains. "With the introduction of radio telephony, which makes it possible for anyone to receive the message in spoken words, the broadcasting of information over the interior has increased enormously," he declares. A year ago the

daily forecasts of the Weather Bureau were broadcast from 12 stations in seven states, principally by radio telegraphy, whereas on July 1, 1922, 98 stations in thirty-five states were carrying daily weather forecasts and warnings chiefly by radio telephone.

All broadcasts are sent out from Governmental, commercial and private stations, at no expense to the bureau. A special wave of 485 meters has been assigned by the Department of Commerce, and to avoid interference and duplication, only two stations in a city are licensed to transmit the weather information, although many others would gladly cooperate. It is estimated that at the end of the year twenty-five per cent of the licensed broadcasting stations were engaged in distributing this valuable meteorological information. The broadcasts are supplied the radio stations

from neighboring meteorological stations by telephone. Undoubtedly the service could be placed on more efficient basis and materially extended, the Chief of the bureau states, if funds were available for telegraphing information to radio stations not now included in the system, and engaging more employes.

The value of radio-telegraphy in this special service has been demonstrated, Professor Marvin declares, pointing out that its future usefulness "cannot be estimated." Farmers by the thousands who do not get a forecast service by the telegraph or through the daily press and for whom code broadcasting was of little use installed receiving sets during the year. They now obtain the weather forecasts and warnings, so important in their occupations, as promptly as do business interests in urban communities. A great future increase in rural receiving stations is inevitable, the weather officials believe.

Another important accomplishment in radio work during the past year was the inauguration of a program of broadcasting the twice daily forecasts, cold wave, frost and other warnings and information issued for the states lying in the Chicago and Washington forecast districts. From April to November a summary of weather conditions as they affect the crops during the week preceding is also included. This service began in June, 1922. Radio-telegraphy and high wave-lengths are utilized, as telegraphy is more reliable for long range transmission. The radio receiving stations, equipped for high wave reception, receive a direct service thereby, and local radio-phone stations are enabled to broadcast for their districts. Material extensions were also made during the year in the radio bulletin service for the benefit of marine and aviation interests. The Chief of the Weather Bureau is gracious in his thanks to the officials of the Naval Communications Service for assistance rendered.

TO BROADCASTERS:

Please fill out and send to Radio Age, 64 West Randolph Street, Chicago, the following blank, so that your station may be accurately listed in our roster of broadcast stations from month to month. You will find this data is eagerly followed by fans everywhere and the service costs you nothing.

For Publication.

Our station call letters are.....

City.....State.....

Wave Length.....Radius.....


Nature of program and hours.....

.....

Station Owned by.....

Station Operated by.....

R. P. C. Midget Radio Pocket Receiver



Size 1-11-32x3 1/2 x 6 3/4

Price \$3.00

THE R. P. C. MIDGET POCKET RECEIVING SET is designed to meet the wants of the novice (an opportunity to get acquainted with the mysteries of the RADIO ART) and who, having learned the A B C of Radio, may readily become a more serious student of this most important field of investigation.

This receiver is made of the finest material. It is mounted in a polished wooden case, fully equipped with a FIXED CONDENSER for tuning. It has a range of approximately 25 miles of clear, distinctive receiving.

THE R. P. C. MIDGET is truly the wonder of the age in size, price and quality. Not a mere toy but a scientifically built Crystal receiving set comparing favorably with many higher priced sets on the market.

Without head phones, \$3.00 post-paid everywhere.

Discount to Jobbers and Dealers

Radio Products Corporation of America

55 Broadway, New York, U. S. A.

Edeson Radio Phones

Adjustable Diaphragm Clearance

We guarantee satisfaction, or your money refunded. The adjustment feature places our phones on a par with the world's greatest makes. Our sales plan eliminates dealer's profits and losses from bad accounts, hence the low price. Better phones cannot be made. Immediate deliveries. Double 3000 Ohm sets, \$3.98; 1500 Ohm single set, \$2.50. Circular free.



Edeson Phone Co. 6 Beach St., Dept 7 Boston Mass.

N. A. A. Starts in New Year

NAA, the great Naval Radio Station at Radio, Va., near Arlington, becomes the Government's chief broadcasting station for official information on January 3. On that date, all regular broadcasting previously handled by NOF, the radio experimental station of the Navy at Anacostia, will be transferred. Thereafter NOF will resume its experimental and research work, which may include the broadcasting of the Navy and Marine Band music in the interest of modulation tests.

A special wave length of 710 meters from the Government and public broadcasting band has been assigned to NAA by Secretary Hoover on December 15, at the request of the Inter-Departmental Radio Committee. This was done in order that the several regular circuits of the Army and Navy located there may be operated simultaneously without interference which occurred when phone broadcasting was undertaken on the lower governmental wave lengths from the main antenna.

The new radiophone transmitting set was especially made for NAA at the Naval Radio Laboratory at Anacostia. It is based on the master oscillator, power-amplifier system, and employs six 250 watt tubes, giving an output of 1-2 K. W. The apparatus is arranged so that the waves from 400 to 2,200 and the power is derived from a 2 K.W., generator. When transmitting on 710 meters, a special single wire antenna stretched from the top of one of the 400 foot towers is used. This new circuit does not interfere with any of the other circuits although used simultaneously. The height of the antenna gives practically the same efficiency as the low-lying, multiple-tuned antenna used at Anacostia.

When transmitting on the high-wave length, 2,050 meters, the large antenna will be used and other circuits will be interrupted temporarily. The design of this special set will permit of excellent modulation for the sending of speech and even music, Naval radio engineers say.

Transmitting ranges will vary with the season and in the day and night, but it is expected that a range of several thousand miles can be attained in night time transmission during the winter months, although this may fall off in the day time sending during the summer months to a 250 miles radius.

Recent broadcasts of the President's congressional address are reported to have been heard as far west as Chicago and Detroit, which speaks well for the work of NOF on 427 meters. Basically the new set for Arlington is built up on the results of radio-telephone broadcasting experiments conducted from Anacostia and a knowledge gained from the operation of the well-known set at NOF.

"UNITED" Variable Condensers are "Just about perfect"



In outward beauty—with clean-cut hard aluminum plates, ebony Bakelite ends, highly finished nickelled parts and, in the "beautiful" work they do—"United" Condensers are as near 100% good as can be imagined.

Vernier Type

Only Vernier with Stop—complete with knob and dial; postpaid:
46 plate\$6.50 26 plate \$5.50

Plain Type

(Without vernier, dial or knob)
43 plate\$4.50 5 plate.....\$2.75
23 plate 4.00 3 plate..... 2.25
11 plate 3.50 Postpaid

"UNITED" Audio Frequency Transformer



"Staple as Wheat" in the radio industry. Magnetically shielded, in a shell of original design and finish—a beautiful piece of workmanship. Ratio 5 to 1. Insures loud clear signals. Fully mounted.

Price postpaid.....\$4.50

United Mfg. & Distributing Co.

536 Lake Shore Drive, Chicago.

CLASSIFIED ADVERTISEMENTS

Six cents per word per insertion, in advance. Name and address must be counted. Each initial counts as one word. Copy must be received by the 19th of month for succeeding month's issue.

HELP WANTED.

Men—Women—Girls over 17 wanted. U. S. Government steady positions. \$100 to \$195 month. Quick sure raises. Paid vacation. Short hours. Common education sufficient. Experience unnecessary. Write immediately for free list of positions now open. Franklin Institute, Dept. M117, Rochester, N. Y.

SALESMEN.

Salesmen that have been or are calling on electrical or radio trade, see Mr. Rice, 6311 N. Clark St., Chicago.

PUBLICATIONS.

RADIO MANUAL, everything the beginner should know. How to build and operate an inexpensive receiving set. Sixty-four pages, thirty illustrations. Twenty cents. Postpaid. Raydio Publishing Company, Caxton Building, Cleveland, Ohio.

FOR SALE

I have nine Federal Jr. crystal sets. List \$25. Will sell lot for \$100. J. M. G. Care RADIO AGE.

CRYSTALS

TESTED GALENA CRYSTALS from our own mines shaped and tested at the mine in best standard hookup—direct to user. A real crystal—not a pinhead. Twenty-five cents postpaid, five for \$1.00 to group buyers. Ozark Crystal Co., Box 1, Morrellton, Mo.

Crystal Sets Hold On

There is a movement, particularly in large centers of population, toward the use of crystal sets in preference to vacuum tube sets.

In the case of the vacuum tube set, radio fans are familiar with all the difficulties that are encountered. When either the "A" battery or the "B" battery runs down, there is trouble and the trouble is not so easy for the amateur to find. When tubes burn out, there is additional expense—and just before they burn out, there is a great deal of distortion, which prevents the hearer from receiving a perfect rendition of what is going on at the broadcasting station.

In the case of the crystal set, however, the buyer makes his purchase for \$15.00 or \$25.00, strings up his aerial, connects his ground lead, adjusts the crystal and immediately is able to "listen in." While it is true that greater distance than 25 to 50 miles is not obtainable, nevertheless, that which is heard over the crystal set is an absolutely faithful and actual rendition of the voice or music at the broadcasting station. There is no oscillation, squeaking or squealing, which is so characteristic of regenerative tube sets.

Many radio enthusiasts have several types of sets in their homes and it is often a fact that when an important speech or symphony concert is being broadcast from a station 25 to 50 miles from the operator's home, the operator connects up his crystal set rather than the vacuum tube set. With a good pair of telephones to his ears and with a good make of crystal set, the operator can hear perfect exactness the tone quality of music with all its beautiful shadings or he can hear the voice intonations and enunciation of the speaker in a manner quite unobtainable with tube reception.

All this costs him no more than \$15.00 to \$25.00 for a complete outfit, including antenna equipment and telephones. There are no replacements, nothing to wear out,

no batteries to re-charge, no tubes to be bought and if he is satisfied with receiving the nearby stations, his set should cost him practically nothing for upkeep.

On the subject of crystal sets, it should be noted that there are on the market crystal sets with a wave length range from 180 to 3,000 meters. Most of the old type sets have a wave length range of 150 to only 800 meters and some even as low as 500 meters. As soon as Congress passes the new law recommended by the Radio Board, broadcasting will be done on much higher wave lengths and several stations can be operated in the same locality at the same time, so that a good crystal set should have a wave length range at least going up to 2,000 meters and will be able to receive the broadcasted material which will undoubtedly be sent on higher wave lengths than the 360 meter wave length, to which they were formerly restricted.

Most crystal sets do not have a variable condenser and this should be compensated for by having two binding posts on the crystal set, one for long antenna and one for short antenna. The former should have an antenna condenser connected in series with the aerial lead. In fact, a variable condenser does not give maximum efficiency in a crystal set.

Tapped coils are usually preferable to sliding tuners, as sliding tuners frequently wear out or become short circuited. A tapped coil set is a life long investment. With two binding posts, one for long antenna and one for short antenna, the operator will be able to accommodate his set to the conditions possibly limited and to which his antenna can be erected.

There are good crystal sets on the market embodying these features with a tapped coil and variometer adjustment for fine tuning. With the variometer, the price is usually

in the neighborhood of \$25.00,—the variometer being built into the set and two binding posts provided for different antenna lengths. The \$15.00 sets do not, as a rule, have any other adjustment than the tapped coil. The buyer should select one with a wave length of at least 2,000 meters, otherwise, this winter, he will not be able to get broadcasting at a higher wave length.

What Hoover Says Radio Needs

(Continued from page 15.)

radio wave lengths, especially those used between ship and shore stations, is pointed out by Secretary Hoover in his report, attention being called to the fact that the last conference was in 1912 when the United States had but one trans-oceanic station in operation. This matter, however, has the attention of the State Department, which is now organizing the personnel of a representative governmental committee to draw up agenda for the next international convention on electrical communication to be held at Paris next spring.

In summing up Mr. Hoover says: "To close an efficient administration of the radio service is imperative if we are to maintain its efficiency as a life-saving agency on shipboard, a means of commercial communication, and of instruction and entertainment for our people. To perform this work we must have an experienced and expert personnel. To secure and retain such men the service must be provided with adequate funds to meet the increasing demands of commercial enterprises for qualified men."

Send \$1.00 to Radio Age, 64 W. Randolph Street, Chicago, and receive this middle-west radio periodical for six months. Regular subscription price is \$2.50 a year.

Artistic Variometer Parts

Wholesale Only



Variocouplers,
Rotors, Winding Forms, Stators,
in Genuine Mahogany.
Quick Deliveries. Write for prices.

Artistic Wood Turning Works
517 No. Halsted Street, Chicago, Illinois

This Coupon and \$2

Cut this out and send to Radio Age, 64 West Randolph Street, Chicago, Ill., and receive this magazine for one year. The regular subscription price is \$2.50 per year.

RADIO AGE,
64 West Randolph Street, Chicago.

Enclosed find \$2 for which please send me Radio Age for one year.

Name.....

Street No.

City.....

State.....

Radio at Sea

The United Fruit Company announces the inauguration of a ree medical radio service from its hospitals in the various countries of Central America and from its passenger ships to all ships at sea. So far as the United Fruit Company and its subsidiary companies are concerned, this service is available without charge to ships of all nationalities through the following radio stations operated by the United Fruit Company or the Tropical Radio Telegraph Company:

For ships' call letters see International Radio Call Letter List or List of Radio Stations of the United States.

Radiograms requesting medical advice should be signed by the captain of the ship and should state briefly, but clearly, the symptoms of the person afflicted. Such radiograms should be addressed "Unifruitco" (name of place) and may be sent to any of the United Fruit Company's hospitals listed below:

Santa Marta, Colombia.

Port Limon, Costa Rica.

Almirante, Panama.

Tela, Honduras.

Puerto Castilla, Honduras.

Puerto Barrios, Guatemala.

All United Fruit Company passenger steamships carry doctors, and free medical service may be procured by radio from any of them by a radiogram addressed "Ship's Doctor," followed by the name of the steamship. This free medical service is established, primarily, for the benefit of ships not carrying doctors. However, should occasion require, ships' doctors may hold consultation by radio with the United Fruit Company ships' doctors and hospital staffs. The physicians and surgeons

comprising the medical staff of the United Fruit Company and its subsidiaries are thoroughly qualified, but in view of the fact that radio medical advice to ships at sea is given free and without an opportunity for a personal examination of the patients by them no responsibility will be assumed by either the company and its subsidiaries or the physicians or surgeons giving the advice as to its accuracy or for error in the receipt or transmission of any message sent or received in connection therewith. It is requested that when sending medical advice radiograms radio operators check them "(number of words) DH Medico." "DH Medico" radiograms will be given preference over all other radiograms, excepting SOS calls, throughout the

radio service of the United Fruit Company and subsidiary companies.

For reliable and up-to-date information on radio read

RADIO AGE

For prompt and efficient service place your order with representatives of the Periodical Sales Co., whose authority and responsibility is assured by credentials in their possession bearing the registered trade-mark of the Periodical Sales Co., facsimile of which is reproduced hereon.

PERIODICAL SALES Co., Inc.
538 South Dearborn Street, Chicago, Illinois

Branch Offices
PHILADELPHIA
MINNEAPOLIS
INDIANAPOLIS
DENVER
NEW YORK
BUFFALO
LOS ANGELES




Branch Offices
MILWAUKEE
DETROIT
CLEVELAND
BOSTON
NEW ORLEANS
TORONTO
CANADA

"ALL AMERICAN" Amplifying Transformers

Give power—range—tone-quality.

Scientifically correct; fine examples of workmanship and finish.



**AUDIO FREQUENCY
TRANSFORMER**



**RADIO FREQUENCY
TRANSFORMER**

- R10, Radio Frequency (150-550 meter wave lengths) - \$4.50
- R12, Audio Frequency (Ratio 3 to 1) - - - 4.50
- R13, Audio Frequency (Ratio 10 to 1) - - - 4.75
- R21, Audio Frequency (Ratio 5 to 1) - - - 4.75

Say "ALL-AMERICAN or nothing" to your dealer. Send for Bulletin 22—Tells the truth about amplification and how to get it 100%.



RAULAND MFG. Co.
35 So. Dearborn St., Chicago, Ill.



Reinartz!

Make this astoundingly popular new receiving set at small cost and get a

New Radio Kick

Our booklet with full instructions clearly illustrated, will be on sale in a few days.

ORDER YOURS NOW

Thousands of fans are using these home made distance-wreckers. Text and illustrations by

FRANK D. PEARNE,

Chief Instructor in Electricity at Lane Technical High School, Chicago, and Technical Editor of Radio Age.

Send 50 Cents in Currency, Money Order or Check to

Radio Age

64 West Randolph St.
CHICAGO, ILL.


Radio PLAN-O-PHONE

LOUD SPEAKER \$3.50

The Plan-O-Phone is the most amazing value of any Radio Loud Speaker on the market. Remarkable acoustics. Used with any 2 stage amplifier receiving set. Fits any receiver. Made of statuary bronze—handsome, durable. Special insulating device. Nothing half so good at several times the price. Ask your dealer to show it. Mfd. and guaranteed.

\$3.50 sent prepaid if your dealer can't supply you.

The Planet Radio Loud Speaker
Price each, \$40 00




Weight 2½ lb., 11 in. high, Bell diam. 6 in. Perfect Sound Reproduction

The Planet Loud Speaker marks the most advanced step in the perfection of Receiving Radio Broadcasting. Radio experts, "fans" and dealers, all are amazed at the remarkable fidelity with which the PLANET fills a room with the exact tonal qualities of the human voice, musical instruments, etc. The PLANET is a complete unit. Like a thing of magic it transforms the ordinary 2 stage amplifier receiving set into a wonderful musical instrument. Beautiful design, richly finished mahogany case and polished emitter with gold or aluminum finish, make the PLANET an ornamental attraction to any home. Loud, distinct, clear reproduction. Price \$40.00.

The Planet Power Amplifier

An essential unit for receiving sets that do not produce sufficient volume. Constructed so that either a five-watt power tube or amplifying tube can be used depending upon the volume desired. An article of the highest grade. It is equipped with special units found in no other amplifier. With the Planet Amplifier you can greatly increase your volume without distortion. Every detail of construction shows the highest grade workmanship and materials.



Price \$27.50 (without tube)

DISTRIBUTORS

- BOSTON—Beaudette & Graham Co., 915 Boylston St.
- BALTIMORE—Jones Elec. & Radio Mfg. Co., 118-20 E. Lexington St.
- DETROIT—B. E. Polczynski & Co., 304 Capitol Theatre Bldg.
- GRAND RAPIDS, MICHIGAN—Wolverine Elec. Corp., 21 Division St.
- KANSAS CITY, MISSOURI—Western Radio Co., 6 W. 14th St.
- PEORIA—Diamond Elec. Sup. Co.
- ST. LOUIS—The McGraw Co., 2018 Locust St.
- NEW YORK CITY—Harold M. Schwab, Inc., 419 W. 42nd St.
- NEWARK, NEW JERSEY—General Mdse. Co., 142 Market St.

Planet Radio Corporation
Dept. M1
1223 S. Wabash Ave. Chicago, Ill.

Description for a Loading Coil for Simple Set

(Continued from page 12.)

is thus entirely disconnected from the receiving set and should be removed some distance from it. The operation of the receiving set is then exactly the same as described in Circular No. 120. In order to receive messages transmitted at wave frequencies less than 500 kilocycles per second (wave lengths over 600 meters) the loading coil is again connected as shown in Fig. 1A and the switches on the loading coil panel are adjusted so that the proper number of turns is included in the circuit. The switches on the panel of the original receiving set are set so that they include all the wire on the coil, (i. e., set switch arm Y on contact point 10 and switch arm V on contact point 8, Fig. 1A. See also Fig. 3, p. 10, Circular No. 120). The switch D on the loading coil panel is set to the extreme left on contact O, and the switch arm C is rotated slowly over its entire range. If signals are not heard, the switch arm D is set on the next contact to the right and the switch arm C is again rotated over all of its contacts. If the signals are still not heard, the switch arm D is placed on the contact to the extreme right and the switch C again rotated over its contacts. When the transmitting station is heard, the signals may be improved by adjusting the right-hand switch arm V of the original receiving set, and the same time changing slightly the setting of the switch arm C.

Use With Two-Circuit Set.

The loading coil as described herein has been found quite satisfactory in extending the wave length range of the single-circuit receiving set. The experimenter may be interested to try various ways in which to extend the wave length range of the two-circuit set. For the general guidance of the experimenter, the following methods will give results, with varying degrees of satisfaction: Use of the loading coil in one of the two circuits and no loading in the other (this means that one of the circuits will not be tuned to the wave); use of loading coil in the primary, together with a fixed condenser (See Bureau of Standards article in this issue) in parallel with the variable condenser; use of loading coil in one of the two circuits and winding more wire on the coil in the other circuit.

Approximate Cost.

The parts listed below are those used in the loading coil. The receiving set parts are listed in Circular No. 120. The two sets of parts constitute a complete receiving equipment which has a rather wide range of wave frequencies as explained in the first part of this circular. The approximate cost of the complete equipment is therefore the sum of the amount given below and the amount given in Circular No. 120.

- 5 Ounces No. 28 copper wire, double cotton covered.....\$0.80
- 2 battery clips......20
- 2 switch knobs and blades, complete 1.00
- 14 switch contacts, nuts and washers 0.60
- 1 cardboard box (5 3-8" dia. x 8" long)

- 3 binding posts..... 0.45
- Wood for panel and base.....
- Paraffin.....
- Total.....3.05

Fixed Condenser for Simple Sets

(Continued from page 11.)

shunt condenser has a capacity of approximately 0.0015 microfarad (1500 micromicrofarads).

Approximate Cost of Parts.

Series-Antenna Condenser.

- 2 metal strips (copper, brass or aluminum).....\$0.10
- 3 sheets of mica (if used)......20
- 1 binding-post (any type)......10
- 6 wood-screws......10
- 2 small wooden blocks.....
- Paraffin.....
- Paper.....
- Total.....\$0.50

Telephone-Shunt Condenser.

- About 40 sq. inches of heavy tin-foil \$0.25
- 2 screws for mounting condenser..... .05
- 2 small pieces of heavy cardboard or thin wood.....
- Paraffin.....
- Paper.....
- Total.....\$0.30

Radio Needs Trained Men

Radio is sweeping the country like wild fire. Thousands of dollars are being spent for expensive outfits. RADIO EXPERTS are needed everywhere to keep this equipment in order and to sell and install new outfits.

Be a Radio Expert

I will train you quickly and easily in your spare time, to become a RADIO EXPERT so you can install, construct, repair and sell Radio equipment. I am a Graduate Electrical Engineer and from actual experience I will give you exactly what you must know to make the really big money in radio.

FREE My Consultation Service to you is FREE. This outside help which I gladly give you is, in itself, worth more than the small cost of the Complete Course.

START NOW

Don't let others beat you to the big money. Start now and within a few weeks' time I will train you at home, at an amazingly low cost, to become a RADIO EXPERT. Write for "Radio Facts" sent free without obligation.

A. G. MOHAUPT, Electrical Engineer
American Electrical Association
Dept. EB, 4511 Ravenswood Ave. Chicago.

WRITE TODAY


RADIO MAILING LISTS

- 10,975 Radio Dealers covering U. S. by states \$ 7.50
- 1,320 Radio Mfrs. covering U. S. by states per list..... 12.50
- 1,325 Radio Supply Jobbers covering U. S. by States per list..... 12.50
- 260 Radio Stations per list..... 4.00
- 257 Mfrs. who make and assemble complete Radio sets per list..... 4.00
- 25,000 Radio Amateurs & Managers of Radio Stations per M..... 7.50
- 3,000 Radio Amateurs & Managers of Radio Stations in Canada per M..... 7.50
- 20 Radio Manufacturers in Canada per list..... 1.50
- 87 Radio Supply Jobbers in Canada per list..... 2.50
- 131 Retail Radio Dealers in Canada per list..... 3.00
- 125 Mfrs. & Jobbers & Retail Dealers in England per list..... 4.00

Ready to send on receipt of remittance
TRADE CIRCULAR ADDRESSING CO.
166 W. Adams Street, Chicago.

Be a Certificated Electrical Expert

You, Too, Can Learn to Boss This Job



EARN \$3500 to \$10000 a Year

Trained "Electrical Experts" are in great demand at the highest salaries, and the opportunities for advancement and a big success in this line are the greatest ever known.

"Electrical Experts" earn \$70 to \$200 a week.

Fit yourself for one of these big paying positions. In my twenty years of Electrical Engineering I have gathered some wonderful and interesting facts about this great industry—"Vital Facts." I will send them to you free.

the most simple, thorough, and successful Electrical Course in existence, and offers every man, regardless of age, education, or previous experience, the chance to become, in a very short time, an "Electrical Expert," able to make from \$70 to \$200 a week.

Materials and Measuring Instruments absolutely FREE. I also furnish them with all supplies, including examination paper, and many other things that other schools don't furnish. You do PRACTICAL work—AT HOME with this Outfit. You start right in after the first few lessons to WORK AT YOUR PROFESSION in a practical way.

Learn at Home to Earn \$12.00 to \$30.00 a Day

Today even the ordinary Electrician—the "screw driver" kind—is making money—big money. But it's the trained man—the man who knows the whys and wherefores of Electricity—the "Electrical Expert"—who is picked out to "boss" ordinary Electricians—to boss Big Jobs—the jobs that pay. You, too, can learn to fill one of these jobs—spare-time only is needed. Be an "Electrical Expert"—Earn \$70 to \$200 a week.

Age or Lack of Experience No Drawback

You don't have to be a College Man; you don't have to be a High School graduate. If you can read and write English, my course will make you a big success. It is

Some Features of My Course That Make SUCCESS Certain

1. Practical Money-Making Instruction—no useless, high-sounding theory.
2. Free Electrical Outfit.—Finest outfit ever sent out for home experiment and practical use.
3. Free Employment Service. (Helps you get a good job.)
4. Free Consulting Service. (No chance to get stuck on anything, while studying or afterward.)
5. Free Engineering Magazine.
6. Free use of my Electrical Laboratory.
7. Extra Courses Free—Radio—Electrical Drafting.
8. Spare Time Work—Special earn-while-you-learn lessons.
9. Reduced prices on all Electrical Supplies.
10. Cash Refund Guarantee Bond.

These features are all explained in my big Free Book.

I Give You a Real Training

As Chief Engineer of the Chicago Engineering Works, I know exactly the kind of training a man needs to get the best positions at the highest salaries. Hundreds of my students are now earning \$3,500 to \$10,000 a year. Many are successful ELECTRICAL CONTRACTORS.

Your Satisfaction Guaranteed

So sure am I that you can learn Electricity—so sure am I that after studying with me, you too, can get into the "big money" class in electrical work, that I will guarantee under bond to return every single penny paid me in tuition if, when you have finished my course, you are not satisfied it was the best investment you ever made.

FREE—Electrical Working Outfit—FREE

I give each student a Splendid Outfit of Electrical Tools,

Get Started Now—Mail Coupon

I want to send you the "Vital Facts" of the Electrical Industry including my Electrical Book, Proof Lessons, and a sample of my guarantee bond all FREE. These cost you nothing and you'll enjoy them. Make the start today for a bright future in Electricity. Send in the coupon—NOW.

L. L. COOKE, Chief Engineer
Chicago Engineering Works
Dept. 1689 2150 Lawrence Ave., Chicago

Use this Free Outfit Coupon!

L. L. COOKE, Chief Engineer,
Chicago Engineering Works, Dept. 1689
2150 Lawrence Ave., Chicago, Ill.

Dear Sir:—Send at once the "Vital Facts" containing Sample Lessons, your Big Book, and full particulars of your Free Outfit and Home Study Course—all fully prepaid, without obligation on my part.

Name.....
Address.....
City and State.....
Occupation.....Age.....

The "Cooke" Trained Man is the "Big Pay" Man

3000 OHM SETS, \$4-50
 2000 OHM SETS, \$4.00 1000 OHM SETS, \$3.50
 Plus 20c for Postage and Insurance.
 Satisfaction Guaranteed or Money Back.




**TOWER'S
 SUPER-SENSITIVE
 RADIO PHONES**

We mail phones the day your order arrives. Every pair tested, matched, and guaranteed as sensitive as \$8 to \$10 phones. We have no agents or dealers. By ordering direct you save dealer's profits—circular free.

TOWER MFG. CO., Brookline, Mass.
 22 Station St.

EFFICIENT



**C
L
E
A
R** **D
U
R
A
B
L
E**

HERE'S THE CLIFTON DETECTOR

Why not get something worth while?
 1. Crystals and contact points sealed in dustproof container.
 2. No catwhiskers.
 3. Simple to operate.
 4. No replacements.
 5. First cost—last cost.

Write at once for the detector extraordinary.
 \$1.50 Postpaid

THE CLIFTON MANUFACTURING CO.
 NEWARK, NEW JERSEY
 (Dealers write for proposition)

Look

Spider Web Inductance and Discs

that give the wonderful results as described in Radio Age.

Inductance wound complete \$2.00
 Disc Only50

Diagram for connections free with order.

We are manufacturers of Storage Batteries for Radio A and B circuit.



Write for Prices

INTERNATIONAL BATTERY CO.
 112 Louis Street, N. W.
 Grand Rapids, Mich.

Send \$1.00 to Radio Age, 64 W. Randolph Street, Chicago, and receive this middle-west radio periodical for six months. Regular subscription price is \$2.50 a year.

500,000 At Radio Wedding

AN UNIQUE wedding ceremony was performed when George Albert Carver, of Swissvale, Pa., and Miss Bertha Annie McMunn, of Pitcairn, Pa., were married recently in an especially constructed glass radio booth during the Pittsburgh Electrical Exposition at Motor Square Garden, Pittsburgh.

The occasion was the first time on record that a couple were married by radio, and the wedding was witnessed by one of the largest assemblages that ever attended such an event, for, in addition to the 10,000 persons who attended the electrical exposition to see and hear the public ceremony, several thousand more "listened in" on their radio receivers.

It is difficult to estimate the exact number of "wedding guests" but it is certain that at least 500,000 persons "attended," if not in person, at least by ear, the wedding of Mr. and Mrs. Carver, which was performed by the Rev. J. Hankey Colclough, pastor of the Pitcairn, Pa., Presbyterian Church.

The wedding was a part of an electrical exposition held in Pittsburgh, in November. News of the radiophone wedding ceremony had been broadcasted for weeks before and also had appeared in all the Pittsburgh newspapers. As a result, when the couple, with their attendants and parents, appeared at Motor Square Garden for the ceremony they found the large hall packed with an eager throng and many thousands clamoring vainly for admission.

The ceremony was held in an especially constructed sound-proof glass booth, which, as the illustration shows, permitted an unobstructed view of the ceremony. This glass booth contained a radiophone pick-up connected by direct telephone line with the powerful Westinghouse radiophone station, KDKA, at East Pittsburgh, about nine miles away. In this manner, words spoken in the glass booth were broadcasted by the KDKA broadcasting apparatus.

A large receiver was also installed in a hotel across the street from Motor Square Garden, and to this was attached in parallel a number of loud speakers. This radio receiver picked-up the message broadcasted from KDKA and the loud speakers multiplied its volume inside the hall. By this arrangement, the audience at the

electrical exposition could see a man speaking and hear his address by radio at the same time.

This unique arrangement was what made the wedding a history-making event. Nothing like it had ever been done before and, of course, it attracted an enormous crowd.

As the bridal party entered the booth on the night of the wedding, the KDKA orchestra, sitting in the broadcasting studio nine miles away, started the wedding march. The strains of this beautiful music came in clearly through the loud speakers in the exposition hall.


The minister then took his place with his back towards the crowd assembled below and, with the bride and groom and their attendants grouped on either side of the transmitter, the ceremony started.

It was soon finished, but during the brief form not a sound was made by the 10,000 or more persons who had assembled to witness it. The glass booth was the object of all eyes and the loud speakers the only audible sound.

There was something weird about the whole ceremony. Spreading out above the audience were the rows of brightly lighted booths. To the rear was a completely equipped electrical home, shining in its newness. Directly in front was an electric fountain, playing its myriads of flashing lights and changing colors upon the scene. The whole picture was shortlived but wonderful while it lasted. Directly the ceremony was over, the bride and groom bowed and then dashed from the booth to start their honeymoon journey.

As a wedding gift, the exhibitors at the electrical exposition gave the couple every domestic electrical appliance possible to use in a home. More than \$1,200 worth of electrical appliances, which included among other things, an electric range, a dishwasher, table lamp, desk lamp, iron, hot plate, vacuum sweeper, toaster, washer, toaster stove, table stove, waffle iron, curling iron, cup heater, and other suitable gifts, were placed in a special booth and delivered to the couple after the ceremony.

Send \$1.00 to Radio Age, 64 W. Randolph Street, Chicago, and receive this middle-west radio periodical for six months. Regular subscription price is \$2.50 a year.



**“SENSITONE”
Regenerative
Radio Receiving Set**

\$15

**DOWN
AND \$10.00
PER MONTH
Immediate Shipment**

Manufactured under Armstrong License, U. S. patent No. 1,113,149 and pending letters of patent No. 807,388.

READ THESE TESTIMONIALS!

Harold R. Wakem Co.
Chicago, Ills.

Seaton, Ills., December 22, 1922.

Chicago, Ills.
Atlanta, Ga.

Newark, N. Y.
Detroit, Mich.

Minneapolis, Minn.

Dear Sirs:

Following is a report of the different stations I received on the Sensitone Detector, and all came in very clear, on the 21st.
Ft. Worth, Texas
Davenport, Iowa.
Cincinnati, Ohio.
Indianapolis, Ind.
Pittsburg, Pa.
Kansas City, Mo.
Memphis, Tennessee.
Dallas, Texas.
St. Louis, Mo.
Louisville, Ky.
Schenectady, N. Y.
Denver, Colo.

I did not go to bed until 3 a. m. next morning. Certainly is a fine machine. Hope to add Amplifiers and Loud Speaker in near future. I am getting stations that other radio bugs here in town don't get. 12 radio sets in town at present. 400 population, and lots of bugs here. You can use my name if you choose.

Yours truly,

D. E. HAIST,
Seaton, Ills.

Telegrapher, M. & S. T. L. R. R.

December 13, 1922, 9:49 p. m.

DB 841, 40 Collect NL, Lubbock Tex 13
Harold R. Wakem & Co., Chicago, Ill.

In answering queries relative distance performance be explicit without fear quote the telegram first night's program included Detroit News, Drake Hotel, Chicago, Kansas City, Davenport, Atlanta, Paducah, Ky., Los Angeles, San Antonio, Houston, Ft. Worth, Oklahoma City, entire cotton, cattle, hog, sheep markets from Kansas City. Two p. m.: In more than satisfactory with thirty foot aerial. W. H. WARD, Thoriot, Louisiana, December 15, 1922.

Harold R. Wakem and Co.
Chicago.

Dear Sirs:

Last night was the first night that I tried my Sensitone, and here are some of the stations that I heard very well: Houston, Texas; Denton, Texas; Fort Worth, Texas; St. Louis, Mo.; Dallas News; Cincinnati; Atlanta Journal, Detroit News.
I heard ever so many others, that I just tuned in or out as they interested me or not. Now, don't you think that's a good start for a green beginner? According to what I have read I am living in the "home" of static,

and I am sure there was lots of it yesterday, as it was very warm, and we had a lightning storm also.

I listened in to the St. Louis Post-Dispatch for over an hour, as their concert was fine, and everything was clear. Yesterday afternoon at three I heard Houston, Tex., very well.

Detroit is a mighty long distance from here, so I consider your set a marvel.

With all good wishes for the coming season I beg to remain
Yours sincerely,

REV. JOS. J. BOUDREAU.

**ONLY 500 SETS SOLD ON
THE EASY-PAY PLAN**

We are making this rather costly investment in order to get 500 sets in the hands of that number of influential families, so that, when we put our goods in the hands of dealers, they may have enthusiastic SENSITONE boosters nearby to whom they can refer their future prospective buyers.

Fill out the coupon, attach check or money order for \$15.00. Set will be shipped at once by express. Those who delay will be too late.

Harold R. Wakem & Co.
900 Washington Blvd. CHICAGO

HAROLD R. WAKEM & CO.,
900 W. Washington Blvd., Chicago, Ill.

Enclosed you will find \$15.00 as first payment, upon receipt of which you will send me your complete Sensitone Radio Receiving Set, as described above. After I have used the set for thirty days, I agree to send you \$10.00 and the same amount every thirty days thereafter, until the full purchase price of \$95 is paid. This set is to remain the property of Harold R. Wakem & Co. until payments are completed.

Signed.....
Street address.....
City.....
In the spaces below give the names of two references, (banks or business houses preferred).
Name and Address.....
Name and Address.....

Burgess, the *Radio Battery* —construction fully patented

When you buy a Burgess "B" Battery you get more than long life, noiselessness, high capacity and moderate price. You get also Burgess special radio construction, perfected by wireless specialists and fully patented! This exclusive *radio* construction is found in no other battery on the market to-day.

What does this mean to users of radio batteries? It means clear receiving. It means low-

est cost per hour of service. It means long shelf life and highest current capacity. It means that Burgess "B" Batteries are the best radio batteries it is possible to produce. Don't take our word for it—ask any radio engineer.


Leading manufacturers of radio equipment specify "Burgess." Burgess "B" Batteries are handled by all progressive jobbers and dealers. "Look for the Black and White Stripes." And if your dealer doesn't handle Burgess "B," just address:

BURGESS BATTERY COMPANY

Engineers—Dry Batteries—Manufacturers

Offices and Warehouses at:
 CHICAGO, ILL., 111 W. Monroe St. NEW YORK, N. Y., 50 Church St. BOSTON, MASS., 136 Federal St.
 ST. PAUL, MINN., 2362 University Ave. KANSAS CITY, MO., 2109 Grand Ave. MADISON, WIS., Main and Brearly Sts.
 In Canada: BURGESS BATTERIES, Ltd.
 Winnipeg, Toronto, Montreal

BURGESS "B" BATTERIES



"ASK ANY RADIO ENGINEER"